

FOR RELEASE APRIL 26, 2017

# In America, Does More Education Equal Less Religion?

*Overall, U.S. adults with college degrees are less religious than others, but this pattern does not hold among Christians*

**FOR MEDIA OR OTHER INQUIRIES:**

Gregory A. Smith, Associate Director of Research

Claire Gecewicz, Research Assistant

Anna Schiller, Communications Manager

202.419.4372

[www.pewresearch.org](http://www.pewresearch.org)

## About Pew Research Center

Pew Research Center is a nonpartisan fact tank that informs the public about the issues, attitudes and trends shaping America and the world. It does not take policy positions. The Center conducts public opinion polling, demographic research, content analysis and other data-driven social science research. It studies U.S. politics and policy; journalism and media; internet, science and technology; religion and public life; Hispanic trends; global attitudes and trends; and U.S. social and demographic trends. All of the Center's reports are available at [www.pewresearch.org](http://www.pewresearch.org). Pew Research Center is a subsidiary of The Pew Charitable Trusts, its primary funder.

© Pew Research Center 2017

## Acknowledgments

This report is a collaborative effort based on the input and analysis of the following individuals. Find related reports online at [pewresearch.org/religion](http://pewresearch.org/religion).

### Primary Researchers

Claire Gecewicz, *Research Assistant*

Gregory A. Smith, *Associate Director of Research*

### Research Team

Alan Cooperman, *Director of Religion Research*

Jessica Hamar Martínez, *Senior Researcher*

Besheer Mohamed, *Senior Researcher*

Becka A. Alper, *Research Associate*

Elizabeth Podrebarac Sciapac, *Research Associate*

### Editorial and Graphic Design

Michael Lipka, *Senior Editor*

Aleksandra Sandstrom, *Copy Editor*

Diana Yoo, *Art Director*

Bill Webster, *Information Graphics Designer*

### Communications and Web Publishing

Stacy Rosenberg, *Senior Digital Manager*

Travis Mitchell, *Digital Producer*

Anna Schiller, *Communications Manager*

Others at Pew Research Center who contributed to this report include Michael Dimock, Claudia Deane and Conrad Hackett.

Pew Research Center also received valuable feedback on this report from Philip Schwadel, professor of sociology at the University of Nebraska-Lincoln.

# In America, Does More Education Equal Less Religion?

*Overall, U.S. adults with college degrees are less religious than others, but this pattern does not hold among Christians*

The idea that highly educated people are less religious, on average, than those with less education has been a part of the public discourse for decades, but some scholars of religion have called this notion into question.<sup>1</sup> And a new analysis of Pew Research Center surveys shows that the relationship between religion and education in the United States is not so simple.

On one hand, among U.S. adults overall, higher levels of education *are* linked with lower levels of religious commitment by some measures, such as belief in God, how often people pray and how important they say religion is to them. On the other hand, Americans with college degrees report attending religious services as often as Americans with less education.

Moreover, the majority of American adults (71%) identify as Christians. And among Christians, those with higher levels of education appear to be just as religious as those with less schooling, on average. In fact, highly educated Christians are *more* likely than less-educated Christians to say they are weekly churchgoers.<sup>2</sup>

## Other Pew Research Center data on religion and education

This analysis looks at measures of religious identification and commitment among Americans with different levels of education. Pew Research Center has previously published data from the opposite perspective, looking at levels of education among people in different religious groups. In the U.S., Hindus and Jews are among the [most highly educated](#) religious groups. Worldwide, Jews have the [most years of formal schooling](#).

<sup>1</sup> The idea that religion declines as average levels of education increase in societies is one of the key components of [secularization theory](#). For one example of a scholar questioning this theory, however, see Schwadel, Philip. 2011. "[The Effects of Education on Americans' Religious Practices, Beliefs and Affiliations](#)." Review of Religious Research.

<sup>2</sup> In addition to attendance at religious services, education is also linked with higher levels of involvement in secular organizations. See, for example:

Schwadel, Philip. 2011. "[The Effects of Education on Americans' Religious Practices, Beliefs and Affiliations](#)." Review of Religious Research.  
Verba, Sidney, Kay Lehman Scholzman and Henry E. Brady. 1995. "Voice and Equality: Civic Voluntarism in American Politics."  
Mueller, Charles W., and Weldon T. Johnson. 1975. "[Socioeconomic Status and Religious Participation](#)." American Sociological Review.  
Goode, Erich. 1966. "[Social Class and Church Participation](#)." American Journal of Sociology.  
Demerath, N. J. III. 1965. "Social Class in American Protestantism."

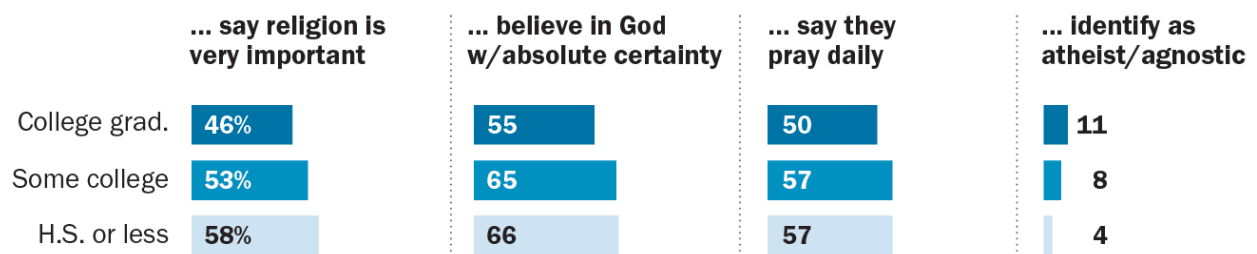
Looking at the U.S. public as a whole, however, the answer to the question of whether more education is correlated with less religion appears to be yes. Among all U.S. adults, college graduates are considerably less likely than those who have less education to say religion is “very important” in their lives: Fewer than half of college graduates (46%) say this, compared with nearly six-in-ten of those with no more than a high school education (58%).

Highly educated Americans also are less inclined than others to say they believe in God with absolute certainty and to pray on a daily basis. And, when asked about their religious identity, college graduates are more likely than others to describe themselves as atheists or agnostics (11% of college grads vs. 4% of U.S. adults with a high school education or less).

---

### Compared with others, fewer college graduates pray regularly, say religion very important in their lives

*% of U.S. adults with each level of education who ...*



Source: 2014 U.S. Religious Landscape Study, conducted June 4-Sept. 30, 2014.  
“In America, Does More Education Equal Less Religion?”

PEW RESEARCH CENTER

---

At the same time, Americans with college degrees are no less likely than others to report attending religious services on a weekly basis. Roughly a third of U.S. adults with college degrees (36%) say they attend a house of worship at least weekly, about the same as the share of those with some college (34%) and those with a high school diploma or less education (37%) who say they attend services once a week or more.

And while college graduates are more likely than others to describe themselves as atheists or agnostics and less likely to identify with Christianity (64% describe themselves as Christians, compared with 71% of those with some college education and 75% of those with a high school degree or less), they are not, on the whole, much less likely than others to identify with any religion. Indeed, fully three-quarters of college graduates are affiliated with some religion (including 11% who say they are adherents of non-Christian faiths like Judaism, Hinduism, Islam and Buddhism), as are 76% of those with some college experience and 78% of those whose education topped out with high school.

---

### College graduates, non-grads report attending religious services at similar rates

|                                      | College grad | Some college | H.S. or less |
|--------------------------------------|--------------|--------------|--------------|
|                                      | %            | %            | %            |
| <i>Attend religious services ...</i> |              |              |              |
| At least once a week                 | 36           | 34           | 37           |
| Monthly/yearly                       | 33           | 35           | 32           |
| Seldom/never                         | 30           | 31           | 30           |
| Don't know/refused                   | <u>≤1</u>    | <u>≤1</u>    | <u>1</u>     |
|                                      | 100          | 100          | 100          |
| <b>Religiously affiliated</b>        | <b>75</b>    | <b>76</b>    | <b>78</b>    |
| Christian                            | 64           | 71           | 75           |
| Non-Christian faith                  | 11           | 5            | 3            |
| <b>Unaffiliated</b>                  | <b>24</b>    | <b>23</b>    | <b>21</b>    |
| Atheist/agnostic                     | 11           | 8            | 4            |
| Nothing in particular                | 14           | 16           | 17           |
| <b>Don't know/refused</b>            | <b>1</b>     | <b>1</b>     | <b>≤1</b>    |
|                                      | 100          | 100          | 100          |

Source: 2014 U.S. Religious Landscape Study, conducted June 4-Sept. 30, 2014.

"In America, Does More Education Equal Less Religion?"

PEW RESEARCH CENTER

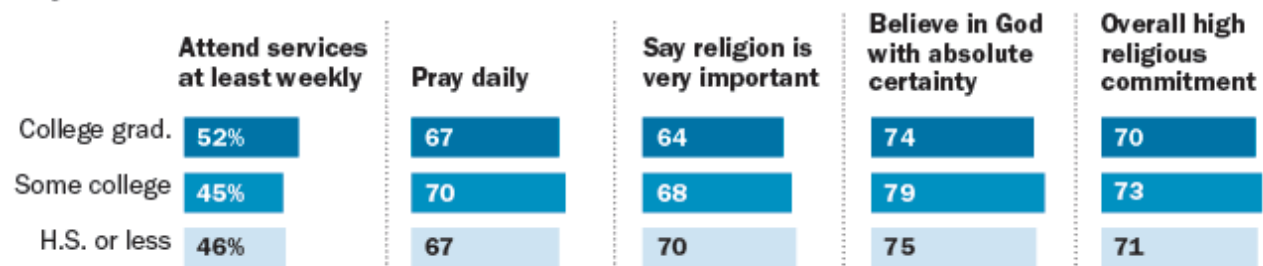
---

In addition, among those who do identify as Christians, college graduates tend to be about as religiously observant as those with less education – and in some cases more so. For instance, more than half of college-educated Christians say they attend religious services on a weekly basis (52%), compared with 45% of Christians with some college experience and 46% of Christians with a high school degree or less.

Overall, 70% of Christians with college degrees have a high level of religious commitment on a scale incorporating four common measures of religious observance (worship attendance, frequency of prayer, belief in God and the self-described importance of religion in one’s life), as do 73% of those with some college and 71% of those with no college experience.<sup>3</sup>

## College-educated Christians about as observant as Christians with less education

*% of Christians who ...*



Note: “Overall high religious commitment” shows the share who score high on an index that combines all four individual measures. Source: 2014 U.S. Religious Landscape Study, conducted June 4-Sept. 30, 2014. “In America, Does More Education Equal Less Religion?”

PEW RESEARCH CENTER

<sup>3</sup> The index is created by combining four individual measures of religious observance – self-assessment of religion’s importance in one’s life, religious attendance, frequency of prayer and belief in God. Respondents are assigned a score of 1 on each of the four measures on which they exhibit a high level of religious observance, a score of 0 on each of the measures on which they exhibit a medium level of religious observance, and a score of -1 on each measure on which they exhibit a low level of religious observance.

High religious observance is defined as saying religion is very important in one’s life, attending religious services at least once a week, praying at least once a day, and believing in God with absolute certainty. Medium religious observance is defined as saying religion is somewhat important in one’s life, attending religious services once or twice a month or a few times a year, praying between a few times a week and a few times a month, and believing in God with less than absolute certainty. Respondents are also assigned a medium score on any questions they declined to answer. Low religious observance is defined as saying that religion is “not too” or “not at all” important in one’s life, seldom or never attending religious services, seldom or never praying, and saying that one does not believe in God.

The scores for each of these four individual items are then summed; respondents who score a 2 or higher are categorized as “high” on the scale (i.e. they are “highly religious”), those who score between -1 and 1 are categorized as “medium” on the scale, and those scoring -2 and below are categorized as “low” on the scale.

Cronbach’s alpha for the scale is 0.851 and is not improved if any variable is deleted from the scale.

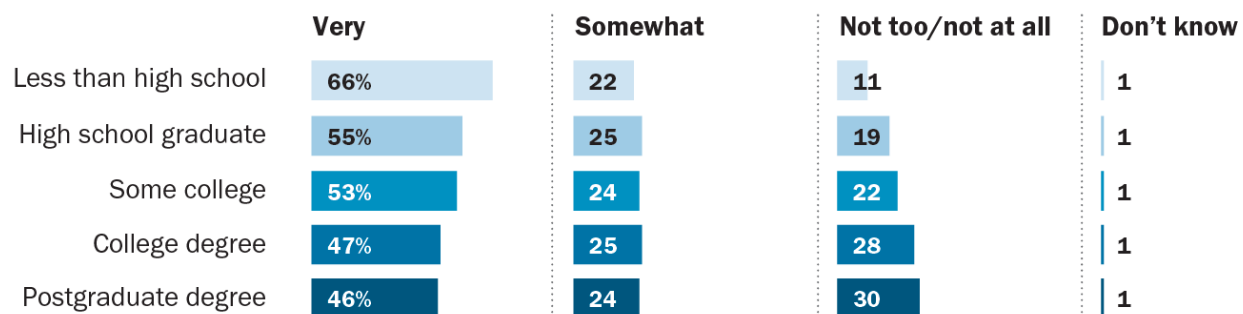
There could be many possible reasons for these patterns, though such explanations are outside the scope of this report. This analysis does not attempt to explain why, for example, Americans with more education are less likely to express belief in God. Nor does it try to explain why college-educated Christians appear to go to church more often than less-educated Christians. The focus here is simply on describing the patterns found in recent Pew Research Center polling, particularly the very large U.S. [Religious Landscape Study](#), which involved interviews with more than 35,000 Americans reached on randomly dialed cellphones and landlines.

For ease of presentation, this analysis generally uses three categories of educational attainment, dividing U.S. adults into those who have a college degree, those who have some college (including those with an associate's degree and those with some community college experience), and those who have only a high school diploma or less (including those with no high school diploma and those who never reached high school).

The broad patterns are largely the same if the number of educational categories is expanded, for example, by separating Americans who hold postgraduate degrees from those with just bachelor's degrees, or by separating those who have not completed high school from those who have a high school diploma but no college experience. In fact, those at the lowest end of the educational spectrum (i.e., people who did not finish high school) stand out for especially high levels of religious observance by some measures, such as the self-described importance of religion in their lives, further supporting the idea that more education is connected with lower levels of religiosity among the U.S. public overall. (For more detail, see the detailed tables at the end of this report.)

## Two-thirds of those who have not completed high school say religion very important in their lives

*How important is religion in your life?*



Source: 2014 U.S. Religious Landscape Study, conducted June 4-Sept. 30, 2014.  
 "In America, Does More Education Equal Less Religion?"



Furthermore, the links between education and religion reported here generally persist in more sophisticated modeling even when other factors that might influence religious belief and practice – such as gender, race, age and religious tradition – are taken into account.

## Religion and education within Christian traditions: Highly educated are generally at least as observant as those with less education

The tendency for Christian college graduates to exhibit rates of religious observance that are at least on par with their less highly educated counterparts is evident across a variety of Christian traditions. Among evangelical Protestants, for instance, 87% of college graduates are highly religious, according to the four-item index of religious commitment, as are 83% of those with some college and 82% of evangelicals with a high school diploma or less schooling.

Catholics are, on the whole, less religiously observant than evangelicals. But here again, college-educated Catholics exhibit a similar overall level of religiosity (62% highly religious) as Catholics with less education (61% among those with some college, 60% among Catholics with only a high school education).

Among Mormons, those who are more highly educated are not simply as religious as those with less education – Mormons with college

### Across multiple Christian traditions, highly educated people are more likely than others to say they attend church weekly

| Among...                 | % who ...                        |            |                             |                                     |                                   |
|--------------------------|----------------------------------|------------|-----------------------------|-------------------------------------|-----------------------------------|
|                          | Attend religious services weekly | Pray daily | Say religion very important | Believe in God w/absolute certainty | Overall high religious commitment |
|                          | %                                | %          | %                           | %                                   | %                                 |
| Evangelical Protestant   | 58                               | 79         | 79                          | 88                                  | 84                                |
| College grad             | 68                               | 83         | 81                          | 90                                  | 87                                |
| Some college             | 55                               | 79         | 78                          | 88                                  | 83                                |
| H.S. or less             | 55                               | 77         | 79                          | 87                                  | 82                                |
| Mainline Protestant      | 33                               | 54         | 53                          | 66                                  | 55                                |
| College grad             | 36                               | 52         | 50                          | 61                                  | 54                                |
| Some college             | 31                               | 57         | 55                          | 68                                  | 57                                |
| H.S. or less             | 31                               | 53         | 55                          | 69                                  | 55                                |
| Historically black Prot. | 53                               | 80         | 85                          | 89                                  | 88                                |
| College grad             | 59                               | 85         | 84                          | 90                                  | 89                                |
| Some college             | 53                               | 79         | 83                          | 91                                  | 86                                |
| H.S. or less             | 52                               | 80         | 88                          | 88                                  | 88                                |
| Catholic                 | 39                               | 59         | 58                          | 64                                  | 61                                |
| College grad             | 45                               | 58         | 55                          | 66                                  | 62                                |
| Some college             | 35                               | 60         | 56                          | 69                                  | 61                                |
| H.S. or less             | 39                               | 59         | 60                          | 61                                  | 60                                |
| Mormon                   | 77                               | 85         | 84                          | 86                                  | 88                                |
| College grad             | 85                               | 92         | 89                          | 88                                  | 92                                |
| Some college             | 76                               | 88         | 84                          | 88                                  | 91                                |
| H.S. or less             | 66                               | 72         | 76                          | 82                                  | 78                                |

Note: "Overall high religious commitment" shows the share who score high on an index that combines all four individual measures.

Source: 2014 U.S. Religious Landscape Study, conducted June 4-Sept. 30, 2014.

"In America, Does More Education Equal Less Religion?"

PEW RESEARCH CENTER

experience are *more* religiously observant, on average, than Mormons with less education. Fully 92% of college-educated Mormons are highly religious, as are 91% of Mormons with some college. Among Mormons whose education topped out with high school, however, just 78% score high on the index of religious observance.

The propensity for highly educated Christians to exhibit relatively high levels of religious observance is most pronounced with respect to religious attendance. Indeed, across all five of the nation's largest Christian traditions, college graduates are significantly more likely than their counterparts with less education to say they attend religious services regularly. Among mainline Protestants, for instance, 36% of college graduates say they attend religious services on a weekly basis, compared with 31% of mainline Protestants who have not completed college. And among those in the historically black Protestant tradition, 59% of college graduates say they attend church weekly, compared with 53% of those with some college and 52% of those with only a high school education.<sup>4</sup>

On other measures of religious observance, college-educated Christians tend to look quite similar to those who haven't completed college. There are, however, a few exceptions. Among mainline Protestants and Catholics, for instance, those with higher levels of education are slightly less likely to say religion is very important in their lives. And college-educated mainline Protestants are less likely than mainline Protestants who have less formal education to say they believe in God with absolute certainty.

---

<sup>4</sup> Surveys that ask respondents how often they attend religious services typically obtain higher estimates of rates of weekly attendance than other, more indirect methods of data collection (such as asking respondents to keep a diary of how they spend their days, without specific reference to attendance at worship services). When prompted by a survey question to report how often they attend religious services, respondents who say they attend every week may be indicating that they see themselves as the kind of people who regularly go to services, rather than that they never miss a week of church. For a discussion of differences between self-reported attendance and actual attendance rates, see Brenner, Philip S. 2011. "[Exceptional Behavior or Exceptional Identity? Overreporting of Church Attendance in the U.S.](#)" Public Opinion Quarterly. Though this body of research suggests that attendance measures from surveys may not necessarily be the best gauge of the share of people who attend services in any given week, knowing whether respondents think of themselves as regular churchgoers is nevertheless very important because this measure of religious commitment often is correlated with other religious beliefs and practices, as well as with social and political attitudes. In addition to the overreporting of church attendance that arises from asking respondents directly how often they attend religious services, readers should bear in mind that telephone opinion surveys can produce overestimates of religious attendance due to high rates of nonresponse. See, for example, Pew Research Center's 2012 report "[Assessing the Representativeness of Public Opinion Surveys](#)" and Pew Research Center's July 21, 2015, Fact Tank post "[The challenges of polling when fewer people are available to be polled.](#)"

## Religion and education among religious ‘nones’ and Jews: Most highly educated are least religious

While college-educated Christians are about as observant – and sometimes more observant – than Christians with less education, the data show that among the religiously unaffiliated (i.e., those who describe their religious identity as atheist, agnostic or “nothing in particular”), those who have college degrees are considerably less religious than “nones” without a college education.

For example, just over a third of religious “nones” who have a high school diploma or less schooling say they believe in God with absolute certainty (36%), compared with just 15% of religiously unaffiliated adults who have completed college. One-quarter of “nones” whose education topped out with high school say they pray every day, which is double the share of college-educated “nones” who say they pray daily (12%). And while 20% of religiously unaffiliated adults with no college experience say religion is very important in their lives, only 6% of college-educated “nones” say the same.

---

### Very few religious ‘nones’ have high level of religious commitment

*% of religiously unaffiliated U.S. adults who ...*

|                                          | College grad<br>% | Some college<br>% | High school or less<br>% |
|------------------------------------------|-------------------|-------------------|--------------------------|
| Attend services at least weekly          | 2                 | 4                 | 6                        |
| Pray daily                               | 12                | 20                | 25                       |
| Say religion is very important           | 6                 | 11                | 20                       |
| Believe in God, absolutely certain       | 15                | 26                | 36                       |
| <b>Overall high religious commitment</b> | <b>5</b>          | <b>11</b>         | <b>16</b>                |

Note: "Overall high religious commitment" shows the share who score high on an index that combines all four individual measures.  
Source: 2014 U.S. Religious Landscape Study, conducted June 4-Sept. 30, 2014.  
"In America, Does More Education Equal Less Religion?"

PEW RESEARCH CENTER

---

As with the religiously unaffiliated, highly educated Jews tend to be less religious than Jews with fewer years of schooling. For instance, Pew Research Center's [2013 survey of U.S. Jews](#) found that while more than half of Jews who have not completed college say they believe in God with absolute certainty (54%), only about three-in-ten Jewish college graduates say the same (28%).<sup>5</sup> And while about four-in-ten Jews who have not completed college say religion is very important in their lives (39%), only a quarter of Jewish college graduates say religion is very important to them (25%).<sup>6</sup>

These differences are driven partly by Orthodox Jews, who tend to be much [more religiously observant](#)

[and less educated](#) (in terms of number of years of *secular* schooling) than non-Orthodox Jews. However, even when the analysis is restricted to the non-Orthodox, Jews with college degrees are less likely to say religion is very important to them or that they believe in God with absolute certainty compared with Jews with lower levels of educational attainment.

---

### College-educated Jews less religious than Jews with less education

% of U.S. Jews who ...

|                      | Attend religious services at least once a week | Say religion is very important to them | Believe in God with absolute certainty |
|----------------------|------------------------------------------------|----------------------------------------|----------------------------------------|
|                      | %                                              | %                                      | %                                      |
| All Jews by religion | 14                                             | 31                                     | 39                                     |
| College grad         | 12                                             | 25                                     | 28                                     |
| Less than college    | 17                                             | 39                                     | 54                                     |
| Orthodox             | 62                                             | 83                                     | 89                                     |
| College grad         | 70                                             | 84                                     | 82                                     |
| Less than college    | 56                                             | 82                                     | 93                                     |
| Non-Orthodox         | 7                                              | 24                                     | 32                                     |
| College grad         | 7                                              | 20                                     | 23                                     |
| Less than college    | 8                                              | 29                                     | 45                                     |

Note: Based on Jews by religion.

Source: Survey conducted Feb. 20-June 13, 2013.

"In America, Does More Education Equal Less Religion?"

PEW RESEARCH CENTER

---

<sup>5</sup> This analysis is based on Jews by religion, or people who say their religion is Jewish and do not profess any other religion. See Pew Research Center's [2013 survey of U.S. Jews](#) for more information.

<sup>6</sup> Pew Research Center's 2013 survey of U.S. Jews did not ask respondents about self-reported frequency of prayer. Therefore, the religiosity index, which uses frequency of prayer as one of the four measures in the index, cannot be created for U.S. Jews using this survey.

## Religion and education among Muslims

There is no clear pattern when it comes to the relationship between religion and education for U.S. Muslims.<sup>7</sup>

According to a 2011 Pew Research Center [survey of Muslim Americans](#), Muslims with a college education and those with no more than a high school education attend mosque and pray at about equal rates: Roughly half of Muslims in both of these educational groups attend services at least once a week,

while two-thirds pray some or all of the five *salah* (Islamic prayers) each day. Nearly all Muslim Americans in each educational category (95% each) say they believe in God.<sup>8</sup>

### Across most measures, college-educated Muslims about as religious as high school-educated Muslims

% of U.S. Muslims who ...

|                                 | All Muslims | College grad | Some college | High school or less |
|---------------------------------|-------------|--------------|--------------|---------------------|
|                                 | %           | %            | %            | %                   |
| Attend services at least weekly | 47          | 49           | 36           | 50                  |
| Pray daily                      | 65          | 66           | 62           | 67                  |
| Say religion is very important  | 69          | 64           | 71           | 71                  |
| Believe in God                  | 96          | 95           | 99           | 95                  |

Source: Survey conducted April 14-July 22, 2011.  
“In America, Does More Education Equal Less Religion?”

PEW RESEARCH CENTER

Although U.S. Hindus, Buddhists and other, smaller religious groups are studied in Pew Research Center surveys, including the 2014 [Religious Landscape Study](#), they are not analyzed in this report, for a variety of methodological reasons. Interviews for the Landscape Study were conducted in English and Spanish, effectively excluding members of these religious traditions who speak only Asian languages. Pew Research Center’s 2012 [survey of Asian Americans](#) did include interviews in seven Asian languages, but the survey excluded respondents who did not identify as Asian American. Since a considerable share of U.S. Buddhists are not Asian Americans, the Asian Americans study is not able to provide information on the full population of U.S. Buddhists. Hindus are not included in this analysis of religion and education because the vast majority of Hindus in the U.S. have college degrees, and neither the Asian Americans study nor the Religious Landscape Study included enough interviews with Hindus who do *not* have college degrees to compare U.S. Hindus with different levels of education.

<sup>7</sup> The religious commitment scale was not created for Muslims for two reasons. First, Pew Research Center’s [2011 survey of U.S. Muslims](#) did not ask respondents about the certainty of their belief in God, which is one of the four elements that make up the religiosity scale. Second, expectations about attendance at mosque differ widely by gender (traditionally, attendance is normative for Muslim men, but less so for women), which complicates comparisons between Muslims and many Christians groups on the scale.

<sup>8</sup> Pew Research Center’s 2011 survey of U.S. Muslims asked respondents: “Do you believe in One God, Allah, or not?” The survey did not ask the follow-up question about certainty of this belief.

## **Appendix A: Detailed Tables**

The following detailed tables show results for many of the questions discussed in this report among respondents with each of five levels of educational attainment – less than high school, high school, some college, a bachelor’s degree, and a post-graduate degree.

## Religion and education among all U.S. adults

|                                                | All U.S. adults | NET High school or less | Less than high school | High school graduate | Some college | NET College graduate + | College degree | Postgrad degree |
|------------------------------------------------|-----------------|-------------------------|-----------------------|----------------------|--------------|------------------------|----------------|-----------------|
| <i>Attend religious services...</i>            |                 |                         |                       |                      |              |                        |                |                 |
|                                                | %               | %                       | %                     | %                    | %            | %                      | %              | %               |
| Once a week or more                            | 36              | <b>37</b>               | 40                    | 35                   | 34           | <b>36</b>              | 36             | 36              |
| Monthly/yearly                                 | 33              | <b>32</b>               | 30                    | 33                   | 35           | <b>33</b>              | 33             | 33              |
| Seldom/never                                   | 30              | <b>30</b>               | 28                    | 31                   | 31           | <b>30</b>              | 30             | 30              |
| Don't know/refused                             | <u>1</u>        | <u>1</u>                | <u>1</u>              | <u>&lt;1</u>         | <u>&lt;1</u> | <u>&lt;1</u>           | <u>&lt;1</u>   | <u>&lt;1</u>    |
|                                                | 100             | <b>100</b>              | 100                   | 100                  | 100          | <b>100</b>             | 100            | 100             |
| <i>How often do you pray?</i>                  |                 |                         |                       |                      |              |                        |                |                 |
| At least once a day                            | 55              | <b>57</b>               | 62                    | 56                   | 57           | <b>50</b>              | 51             | 49              |
| Weekly/monthly                                 | 21              | <b>22</b>               | 22                    | 22                   | 21           | <b>21</b>              | 20             | 21              |
| Seldom/never                                   | 23              | <b>20</b>               | 14                    | 22                   | 22           | <b>29</b>              | 28             | 29              |
| Don't know/refused                             | <u>1</u>        | <u>1</u>                | <u>1</u>              | <u>1</u>             | <u>1</u>     | <u>1</u>               | <u>1</u>       | <u>1</u>        |
|                                                | 100             | <b>100</b>              | 100                   | 100                  | 100          | <b>100</b>             | 100            | 100             |
| <i>How important is religion in your life?</i> |                 |                         |                       |                      |              |                        |                |                 |
| Very                                           | 53              | <b>58</b>               | 66                    | 55                   | 53           | <b>46</b>              | 47             | 46              |
| Somewhat                                       | 24              | <b>24</b>               | 22                    | 25                   | 24           | <b>25</b>              | 25             | 24              |
| Not too/not at all                             | 22              | <b>17</b>               | 11                    | 19                   | 22           | <b>28</b>              | 28             | 30              |
| Don't know/refused                             | <u>1</u>        | <u>1</u>                | <u>1</u>              | <u>1</u>             | <u>1</u>     | <u>1</u>               | <u>1</u>       | <u>1</u>        |
|                                                | 100             | <b>100</b>              | 100                   | 100                  | 100          | <b>100</b>             | 100            | 100             |
| <i>Believe in God?</i>                         |                 |                         |                       |                      |              |                        |                |                 |
| Yes, absolutely certain                        | 63              | <b>66</b>               | 63                    | 67                   | 65           | <b>55</b>              | 57             | 52              |
| Yes, less certain                              | 26              | <b>26</b>               | 32                    | 24                   | 24           | <b>28</b>              | 26             | 30              |
| No                                             | 9               | <b>6</b>                | 3                     | 7                    | 9            | <b>14</b>              | 14             | 15              |
| Other/don't know/refused                       | <u>2</u>        | <u>1</u>                | <u>1</u>              | <u>2</u>             | <u>2</u>     | <u>3</u>               | <u>3</u>       | <u>3</u>        |
|                                                | 100             | <b>100</b>              | 100                   | 100                  | 100          | <b>100</b>             | 100            | 100             |
| <i>Religious commitment index</i>              |                 |                         |                       |                      |              |                        |                |                 |
| High                                           | 55              | <b>58</b>               | 63                    | 57                   | 56           | <b>50</b>              | 51             | 48              |
| Medium                                         | 26              | <b>27</b>               | 28                    | 26                   | 25           | <b>24</b>              | 24             | 25              |
| Low                                            | <u>19</u>       | <u>15</u>               | <u>9</u>              | <u>17</u>            | <u>19</u>    | <u>26</u>              | <u>26</u>      | <u>27</u>       |
|                                                | 100             | <b>100</b>              | 100                   | 100                  | 100          | <b>100</b>             | 100            | 100             |
| <i>Identify as religiously unaffiliated</i>    |                 |                         |                       |                      |              |                        |                |                 |
| Atheist/agnostic                               | 7               | <b>4</b>                | 2                     | 5                    | 8            | <b>11</b>              | 11             | 11              |
| Nothing in particular                          | 16              | <b>17</b>               | 16                    | 18                   | 16           | <b>14</b>              | 14             | 13              |

Note: The "college degree" column includes those who have completed a bachelor's degree as well as those who have completed some graduate-level education but have not received a graduate degree. Figures may not add to 100% due to rounding.

Source: 2014 U.S. Religious Landscape Study, conducted June 4-Sept. 30, 2014.

PEW RESEARCH CENTER



## Religion and education among evangelical Protestants

|                                                | All<br>evangelical<br>Protestants | NET High<br>school or<br>less | Less than<br>high<br>school | High<br>school<br>graduate | Some<br>college | NET<br>College<br>graduate + | College<br>degree | Postgrad<br>degree |
|------------------------------------------------|-----------------------------------|-------------------------------|-----------------------------|----------------------------|-----------------|------------------------------|-------------------|--------------------|
| <i>Attend religious services...</i>            | %                                 | %                             | %                           | %                          | %               | %                            | %                 | %                  |
| Once a week or more                            | 58                                | <b>55</b>                     | 55                          | 56                         | 55              | <b>68</b>                    | 67                | 70                 |
| Monthly/yearly                                 | 30                                | <b>29</b>                     | 25                          | 30                         | 34              | <b>24</b>                    | 26                | 22                 |
| Seldom/never                                   | 12                                | <b>15</b>                     | 19                          | 14                         | 11              | <b>7</b>                     | 7                 | 8                  |
| Don't know/refused                             | <u>1</u>                          | <b><u>1</u></b>               | <u>2</u>                    | <u>&lt;1</u>               | <u>&lt;1</u>    | <b><u>&lt;1</u></b>          | <u>&lt;1</u>      | <u>&lt;1</u>       |
|                                                | 100                               | <b>100</b>                    | 100                         | 100                        | 100             | <b>100</b>                   | 100               | 100                |
| <i>How often do you pray?</i>                  |                                   |                               |                             |                            |                 |                              |                   |                    |
| At least once a day                            | 79                                | <b>77</b>                     | 77                          | 77                         | 79              | <b>83</b>                    | 83                | 83                 |
| Weekly/monthly                                 | 17                                | <b>18</b>                     | 17                          | 18                         | 17              | <b>14</b>                    | 14                | 14                 |
| Seldom/never                                   | 4                                 | <b>5</b>                      | 5                           | 4                          | 4               | <b>3</b>                     | 3                 | 3                  |
| Don't know/refused                             | <u>1</u>                          | <b><u>1</u></b>               | <u>1</u>                    | <u>1</u>                   | <u>1</u>        | <b><u>1</u></b>              | <u>1</u>          | <u>1</u>           |
|                                                | 100                               | <b>100</b>                    | 100                         | 100                        | 100             | <b>100</b>                   | 100               | 100                |
| <i>How important is religion in your life?</i> |                                   |                               |                             |                            |                 |                              |                   |                    |
| Very                                           | 79                                | <b>79</b>                     | 82                          | 78                         | 78              | <b>81</b>                    | 80                | 84                 |
| Somewhat                                       | 17                                | <b>17</b>                     | 15                          | 18                         | 19              | <b>15</b>                    | 17                | 13                 |
| Not too/not at all                             | 3                                 | <b>3</b>                      | 3                           | 3                          | 3               | <b>3</b>                     | 3                 | 3                  |
| Don't know/refused                             | <u>1</u>                          | <b><u>1</u></b>               | <u>1</u>                    | <u>1</u>                   | <u>1</u>        | <b><u>1</u></b>              | <u>1</u>          | <u>&lt;1</u>       |
|                                                | 100                               | <b>100</b>                    | 100                         | 100                        | 100             | <b>100</b>                   | 100               | 100                |
| <i>Believe in God?</i>                         |                                   |                               |                             |                            |                 |                              |                   |                    |
| Yes, absolutely certain                        | 88                                | <b>87</b>                     | 81                          | 88                         | 88              | <b>90</b>                    | 90                | 90                 |
| Yes, less certain                              | 12                                | <b>13</b>                     | 17                          | 11                         | 11              | <b>10</b>                    | 10                | 10                 |
| No                                             | <1                                | <b>&lt;1</b>                  | 1                           | <1                         | <1              | <b>&lt;1</b>                 | <1                | <1                 |
| Other/don't know/refused                       | <u>&lt;1</u>                      | <b><u>&lt;1</u></b>           | <u>1</u>                    | <u>&lt;1</u>               | <u>&lt;1</u>    | <b><u>&lt;1</u></b>          | <u>&lt;1</u>      | <u>&lt;1</u>       |
|                                                | 100                               | <b>100</b>                    | 100                         | 100                        | 100             | <b>100</b>                   | 100               | 100                |
| <i>Religious commitment index</i>              |                                   |                               |                             |                            |                 |                              |                   |                    |
| High                                           | 84                                | <b>82</b>                     | 81                          | 83                         | 83              | <b>87</b>                    | 87                | 87                 |
| Medium                                         | 15                                | <b>16</b>                     | 17                          | 16                         | 15              | <b>12</b>                    | 12                | 11                 |
| Low                                            | <u>1</u>                          | <b><u>2</u></b>               | <u>2</u>                    | <u>1</u>                   | <u>1</u>        | <b><u>1</u></b>              | <u>1</u>          | <u>2</u>           |
|                                                | 100                               | <b>100</b>                    | 100                         | 100                        | 100             | <b>100</b>                   | 100               | 100                |
| Sample size                                    | 8,593                             | 2,977                         | 648                         | 2,329                      | 2,739           | 2,829                        | 1,870             | 959                |

Note: The "college degree" column includes those who have completed a bachelor's degree as well as those who have completed some graduate-level education but have not received a graduate degree. Figures may not add to 100% due to rounding.

Source: 2014 U.S. Religious Landscape Study, conducted June 4-Sept. 30, 2014.

PEW RESEARCH CENTER

## Religion and education among mainline Protestants

|                                                | All mainline Protestants | NET High school or less | Less than high school | High school graduate | Some college | NET College graduate + | College degree | Postgrad degree |
|------------------------------------------------|--------------------------|-------------------------|-----------------------|----------------------|--------------|------------------------|----------------|-----------------|
|                                                | %                        | %                       | %                     | %                    | %            | %                      | %              | %               |
| <i>Attend religious services...</i>            |                          |                         |                       |                      |              |                        |                |                 |
| Once a week or more                            | 33                       | <b>31</b>               | 30                    | 32                   | 31           | <b>36</b>              | 35             | 37              |
| Monthly/yearly                                 | 43                       | <b>38</b>               | 35                    | 39                   | 46           | <b>45</b>              | 45             | 46              |
| Seldom/never                                   | 24                       | <b>30</b>               | 35                    | 29                   | 23           | <b>18</b>              | 19             | 17              |
| Don't know/refused                             | <u>1</u>                 | <u>1</u>                | <u>&lt;1</u>          | <u>1</u>             | <u>&lt;1</u> | <u>&lt;1</u>           | <u>&lt;1</u>   | <u>&lt;1</u>    |
|                                                | 100                      | <b>100</b>              | 100                   | 100                  | 100          | <b>100</b>             | 100            | 100             |
| <i>How often do you pray?</i>                  |                          |                         |                       |                      |              |                        |                |                 |
| At least once a day                            | 54                       | <b>53</b>               | 54                    | 53                   | 57           | <b>52</b>              | 52             | 52              |
| Weekly/monthly                                 | 30                       | <b>29</b>               | 32                    | 28                   | 31           | <b>30</b>              | 29             | 32              |
| Seldom/never                                   | 15                       | <b>16</b>               | 12                    | 17                   | 11           | <b>17</b>              | 18             | 14              |
| Don't know/refused                             | <u>1</u>                 | <u>1</u>                | <u>2</u>              | <u>1</u>             | <u>1</u>     | <u>1</u>               | <u>1</u>       | <u>2</u>        |
|                                                | 100                      | <b>100</b>              | 100                   | 100                  | 100          | <b>100</b>             | 100            | 100             |
| <i>How important is religion in your life?</i> |                          |                         |                       |                      |              |                        |                |                 |
| Very                                           | 53                       | <b>55</b>               | 62                    | 53                   | 55           | <b>50</b>              | 50             | 50              |
| Somewhat                                       | 34                       | <b>33</b>               | 28                    | 34                   | 34           | <b>35</b>              | 35             | 35              |
| Not too/not at all                             | 12                       | <b>11</b>               | 9                     | 12                   | 10           | <b>14</b>              | 15             | 14              |
| Don't know/refused                             | <u>1</u>                 | <u>1</u>                | <u>1</u>              | <u>1</u>             | <u>&lt;1</u> | <u>1</u>               | <u>&lt;1</u>   | <u>1</u>        |
|                                                | 100                      | <b>100</b>              | 100                   | 100                  | 100          | <b>100</b>             | 100            | 100             |
| <i>Believe in God?</i>                         |                          |                         |                       |                      |              |                        |                |                 |
| Yes, absolutely certain                        | 66                       | <b>69</b>               | 68                    | 70                   | 68           | <b>61</b>              | 63             | 58              |
| Yes, less certain                              | 31                       | <b>28</b>               | 31                    | 27                   | 30           | <b>35</b>              | 33             | 38              |
| No                                             | 2                        | <b>2</b>                | <1                    | 2                    | 1            | <b>2</b>               | 2              | 2               |
| Other/don't know/refused                       | <u>1</u>                 | <u>1</u>                | <u>1</u>              | <u>1</u>             | <u>1</u>     | <u>2</u>               | <u>2</u>       | <u>2</u>        |
|                                                | 100                      | <b>100</b>              | 100                   | 100                  | 100          | <b>100</b>             | 100            | 100             |
| <i>Religious commitment index</i>              |                          |                         |                       |                      |              |                        |                |                 |
| High                                           | 55                       | <b>55</b>               | 56                    | 55                   | 57           | <b>54</b>              | 55             | 53              |
| Medium                                         | 35                       | <b>35</b>               | 37                    | 34                   | 35           | <b>34</b>              | 32             | 36              |
| Low                                            | <u>10</u>                | <u>10</u>               | <u>7</u>              | <u>11</u>            | <u>8</u>     | <u>12</u>              | <u>13</u>      | <u>11</u>       |
|                                                | 100                      | <b>100</b>              | 100                   | 100                  | 100          | <b>100</b>             | 100            | 100             |
| Sample size                                    | 6,083                    | 1,536                   | 238                   | 1,298                | 1,567        | 2,942                  | 1,673          | 1,269           |

Note: The "college degree" column includes those who have completed a bachelor's degree as well as those who have completed some graduate-level education but have not received a graduate degree. Figures may not add to 100% due to rounding.

Source: 2014 U.S. Religious Landscape Study, conducted June 4-Sept. 30, 2014.

PEW RESEARCH CENTER

## Religion and education among those in the historically black Protestant tradition

|                                                | All Prots.<br>in hist.<br>black trad. | NET High<br>school or<br>less | Less than<br>high<br>school | High<br>school<br>graduate | Some<br>college | NET<br>College<br>graduate + | College<br>degree | Postgrad<br>degree |
|------------------------------------------------|---------------------------------------|-------------------------------|-----------------------------|----------------------------|-----------------|------------------------------|-------------------|--------------------|
|                                                | %                                     | %                             | %                           | %                          | %               | %                            | %                 | %                  |
| <i>Attend religious services...</i>            |                                       |                               |                             |                            |                 |                              |                   |                    |
| Once a week or more                            | 53                                    | <b>52</b>                     | 56                          | 50                         | 53              | <b>59</b>                    | 58                | 62                 |
| Monthly/yearly                                 | 36                                    | <b>37</b>                     | 30                          | 40                         | 36              | <b>33</b>                    | 33                | 34                 |
| Seldom/never                                   | 10                                    | <b>10</b>                     | 12                          | 9                          | 11              | <b>7</b>                     | 9                 | 4                  |
| Don't know/refused                             | <u>1</u>                              | <u>1</u>                      | <u>1</u>                    | <u>&lt;1</u>               | <u>1</u>        | <u>&lt;1</u>                 | <u>0</u>          | <u>&lt;1</u>       |
|                                                | 100                                   | <b>100</b>                    | 100                         | 100                        | 100             | <b>100</b>                   | 100               | 100                |
| <i>How often do you pray?</i>                  |                                       |                               |                             |                            |                 |                              |                   |                    |
| At least once a day                            | 80                                    | <b>80</b>                     | 78                          | 80                         | 79              | <b>85</b>                    | 86                | 83                 |
| Weekly/monthly                                 | 15                                    | <b>15</b>                     | 17                          | 14                         | 16              | <b>13</b>                    | 10                | 16                 |
| Seldom/never                                   | 4                                     | <b>4</b>                      | 3                           | 4                          | 4               | <b>2</b>                     | 2                 | 1                  |
| Don't know/refused                             | <u>1</u>                              | <u>1</u>                      | <u>2</u>                    | <u>1</u>                   | <u>1</u>        | <u>1</u>                     | <u>2</u>          | <u>0</u>           |
|                                                | 100                                   | <b>100</b>                    | 100                         | 100                        | 100             | <b>100</b>                   | 100               | 100                |
| <i>How important is religion in your life?</i> |                                       |                               |                             |                            |                 |                              |                   |                    |
| Very                                           | 85                                    | <b>88</b>                     | 89                          | 87                         | 83              | <b>84</b>                    | 85                | 84                 |
| Somewhat                                       | 12                                    | <b>11</b>                     | 10                          | 11                         | 15              | <b>13</b>                    | 12                | 14                 |
| Not too/not at all                             | 2                                     | <b>2</b>                      | 1                           | 2                          | 3               | <b>3</b>                     | 3                 | 2                  |
| Don't know/refused                             | <u>&lt;1</u>                          | <u>&lt;1</u>                  | <u>1</u>                    | <u>&lt;1</u>               | <u>&lt;1</u>    | <u>&lt;1</u>                 | <u>&lt;1</u>      | <u>&lt;1</u>       |
|                                                | 100                                   | <b>100</b>                    | 100                         | 100                        | 100             | <b>100</b>                   | 100               | 100                |
| <i>Believe in God?</i>                         |                                       |                               |                             |                            |                 |                              |                   |                    |
| Yes, absolutely certain                        | 89                                    | <b>88</b>                     | 89                          | 87                         | 91              | <b>90</b>                    | 90                | 91                 |
| Yes, less certain                              | 10                                    | <b>12</b>                     | 11                          | 12                         | 8               | <b>9</b>                     | 9                 | 8                  |
| No                                             | <1                                    | <b>&lt;1</b>                  | 0                           | <1                         | 0               | <b>&lt;1</b>                 | <1                | 0                  |
| Other/don't know/refused                       | <u>&lt;1</u>                          | <u>&lt;1</u>                  | <u>0</u>                    | <u>&lt;1</u>               | <u>1</u>        | <u>1</u>                     | <u>&lt;1</u>      | <u>2</u>           |
|                                                | 100                                   | <b>100</b>                    | 100                         | 100                        | 100             | <b>100</b>                   | 100               | 100                |
| <i>Religious commitment index</i>              |                                       |                               |                             |                            |                 |                              |                   |                    |
| High                                           | 88                                    | <b>88</b>                     | 90                          | 87                         | 86              | <b>89</b>                    | 89                | 89                 |
| Medium                                         | 12                                    | <b>11</b>                     | 9                           | 12                         | 13              | <b>11</b>                    | 11                | 11                 |
| Low                                            | <u>1</u>                              | <u>1</u>                      | <u>&lt;1</u>                | <u>1</u>                   | <u>1</u>        | <u>&lt;1</u>                 | <u>&lt;1</u>      | <u>&lt;1</u>       |
|                                                | 100                                   | <b>100</b>                    | 100                         | 100                        | 100             | <b>100</b>                   | 100               | 100                |
| Sample size                                    | 1,916                                 | 823                           | 231                         | 592                        | 600             | 482                          | 289               | 193                |

Note: The "college degree" column includes those who have completed a bachelor's degree as well as those who have completed some graduate-level education but have not received a graduate degree. Figures may not add to 100% due to rounding.

Source: 2014 U.S. Religious Landscape Study, conducted June 4-Sept. 30, 2014.

PEW RESEARCH CENTER

## Religion and education among Catholics

|                                                | All Catholics | NET High school or less | Less than high school | High school graduate | Some college | NET College graduate + | College degree | Postgrad degree |
|------------------------------------------------|---------------|-------------------------|-----------------------|----------------------|--------------|------------------------|----------------|-----------------|
|                                                | %             | %                       | %                     | %                    | %            | %                      | %              | %               |
| <i>Attend religious services...</i>            |               |                         |                       |                      |              |                        |                |                 |
| Once a week or more                            | 39            | <b>39</b>               | 42                    | 37                   | 35           | <b>45</b>              | 43             | 50              |
| Monthly/yearly                                 | 40            | <b>38</b>               | 37                    | 39                   | 43           | <b>40</b>              | 42             | 38              |
| Seldom/never                                   | 20            | <b>22</b>               | 21                    | 23                   | 21           | <b>14</b>              | 15             | 12              |
| Don't know/refused                             | <u>1</u>      | <u>1</u>                | <u>1</u>              | <u>&lt;1</u>         | <u>&lt;1</u> | <u>&lt;1</u>           | <u>&lt;1</u>   | <u>1</u>        |
|                                                | 100           | <b>100</b>              | 100                   | 100                  | 100          | <b>100</b>             | 100            | 100             |
| <i>How often do you pray?</i>                  |               |                         |                       |                      |              |                        |                |                 |
| At least once a day                            | 59            | <b>59</b>               | 63                    | 56                   | 60           | <b>58</b>              | 56             | 61              |
| Weekly/monthly                                 | 27            | <b>27</b>               | 25                    | 28                   | 26           | <b>29</b>              | 30             | 27              |
| Seldom/never                                   | 13            | <b>13</b>               | 11                    | 14                   | 13           | <b>13</b>              | 13             | 12              |
| Don't know/refused                             | <u>1</u>      | <u>1</u>                | <u>1</u>              | <u>1</u>             | <u>1</u>     | <u>&lt;1</u>           | <u>&lt;1</u>   | <u>&lt;1</u>    |
|                                                | 100           | <b>100</b>              | 100                   | 100                  | 100          | <b>100</b>             | 100            | 100             |
| <i>How important is religion in your life?</i> |               |                         |                       |                      |              |                        |                |                 |
| Very                                           | 58            | <b>60</b>               | 69                    | 56                   | 56           | <b>55</b>              | 53             | 59              |
| Somewhat                                       | 32            | <b>31</b>               | 26                    | 33                   | 34           | <b>32</b>              | 35             | 29              |
| Not too/not at all                             | 10            | <b>9</b>                | 4                     | 11                   | 10           | <b>12</b>              | 12             | 12              |
| Don't know/refused                             | <u>&lt;1</u>  | <u>&lt;1</u>            | <u>&lt;1</u>          | <u>&lt;1</u>         | <u>&lt;1</u> | <u>&lt;1</u>           | <u>&lt;1</u>   | <u>1</u>        |
|                                                | 100           | <b>100</b>              | 100                   | 100                  | 100          | <b>100</b>             | 100            | 100             |
| <i>Believe in God?</i>                         |               |                         |                       |                      |              |                        |                |                 |
| Yes, absolutely certain                        | 64            | <b>61</b>               | 50                    | 66                   | 69           | <b>66</b>              | 65             | 66              |
| Yes, less certain                              | 33            | <b>37</b>               | 49                    | 31                   | 28           | <b>32</b>              | 32             | 31              |
| No                                             | 2             | <b>1</b>                | <1                    | 2                    | 1            | <b>2</b>               | 2              | 1               |
| Other/don't know/refused                       | <u>1</u>      | <u>1</u>                | <u>1</u>              | <u>1</u>             | <u>2</u>     | <u>1</u>               | <u>1</u>       | <u>1</u>        |
|                                                | 100           | <b>100</b>              | 100                   | 100                  | 100          | <b>100</b>             | 100            | 100             |
| <i>Religious commitment index</i>              |               |                         |                       |                      |              |                        |                |                 |
| High                                           | 61            | <b>60</b>               | 62                    | 59                   | 61           | <b>62</b>              | 60             | 65              |
| Medium                                         | 31            | <b>33</b>               | 34                    | 32                   | 31           | <b>28</b>              | 30             | 25              |
| Low                                            | <u>8</u>      | <u>7</u>                | <u>4</u>              | <u>9</u>             | <u>8</u>     | <u>10</u>              | <u>10</u>      | <u>9</u>        |
|                                                | 100           | <b>100</b>              | 100                   | 100                  | 100          | <b>100</b>             | 100            | 100             |
| Sample size                                    | 7,202         | 2,431                   | 728                   | 1,703                | 1,810        | 2,916                  | 1,788          | 1,128           |

Note: The "college degree" column includes those who have completed a bachelor's degree as well as those who have completed some graduate-level education but have not received a graduate degree. Figures may not add to 100% due to rounding.

Source: 2014 U.S. Religious Landscape Study, conducted June 4-Sept. 30, 2014.

PEW RESEARCH CENTER

---

**Religion and education among Mormons**

|                                                | All Mormons  | High school<br>or less | Some<br>college | NET College<br>graduate + | College<br>degree | Postgrad<br>degree |
|------------------------------------------------|--------------|------------------------|-----------------|---------------------------|-------------------|--------------------|
|                                                | %            | %                      | %               | %                         | %                 | %                  |
| <i>Attend religious services...</i>            |              |                        |                 |                           |                   |                    |
| Once a week or more                            | 77           | 66                     | 76              | <b>85</b>                 | 85                | 87                 |
| Monthly/yearly                                 | 14           | 18                     | 14              | <b>10</b>                 | 11                | 7                  |
| Seldom/never                                   | 9            | 14                     | 9               | <b>4</b>                  | 4                 | 6                  |
| Don't know/refused                             | <u>1</u>     | <u>2</u>               | <u>0</u>        | <u>&lt;1</u>              | <u>&lt;1</u>      | <u>0</u>           |
|                                                | 100          | 100                    | 100             | <b>100</b>                | 100               | 100                |
| <i>How often do you pray?</i>                  |              |                        |                 |                           |                   |                    |
| At least once a day                            | 85           | 72                     | 88              | <b>92</b>                 | 93                | 89                 |
| Weekly/monthly                                 | 10           | 21                     | 6               | <b>6</b>                  | 4                 | 9                  |
| Seldom/never                                   | 5            | 7                      | 6               | <b>2</b>                  | 2                 | 2                  |
| Don't know/refused                             | <u>&lt;1</u> | <u>0</u>               | <u>&lt;1</u>    | <u>&lt;1</u>              | <u>&lt;1</u>      | <u>0</u>           |
|                                                | 100          | 100                    | 100             | <b>100</b>                | 100               | 100                |
| <i>How important is religion in your life?</i> |              |                        |                 |                           |                   |                    |
| Very                                           | 84           | 76                     | 84              | <b>89</b>                 | 90                | 86                 |
| Somewhat                                       | 12           | 19                     | 10              | <b>10</b>                 | 9                 | 12                 |
| Not too/not at all                             | 4            | 5                      | 6               | <b>2</b>                  | 1                 | 2                  |
| Don't know/refused                             | <u>0</u>     | <u>0</u>               | <u>0</u>        | <u>0</u>                  | <u>0</u>          | <u>0</u>           |
|                                                | 100          | 100                    | 100             | <b>100</b>                | 100               | 100                |
| <i>Believe in God?</i>                         |              |                        |                 |                           |                   |                    |
| Yes, absolutely certain                        | 86           | 82                     | 88              | <b>88</b>                 | 88                | 86                 |
| Yes, less certain                              | 13           | 18                     | 11              | <b>11</b>                 | 10                | 13                 |
| No                                             | <1           | 0                      | 1               | <b>1</b>                  | 1                 | 1                  |
| Other/don't know/refused                       | <u>1</u>     | <u>&lt;1</u>           | <u>1</u>        | <u>1</u>                  | <u>1</u>          | <u>0</u>           |
|                                                | 100          | 100                    | 100             | <b>100</b>                | 100               | 100                |
| <i>Religious commitment index</i>              |              |                        |                 |                           |                   |                    |
| High                                           | 88           | 78                     | 91              | <b>92</b>                 | 93                | 90                 |
| Medium                                         | 8            | 17                     | 4               | <b>6</b>                  | 6                 | 7                  |
| Low                                            | <u>4</u>     | <u>5</u>               | <u>5</u>        | <u>2</u>                  | <u>1</u>          | <u>2</u>           |
|                                                | 100          | 100                    | 100             | <b>100</b>                | 100               | 100                |
| Sample size                                    | 664          | 127                    | 224             | 311                       | 212               | 99                 |

Note: The "college degree" column includes those who have completed a bachelor's degree as well as those who have completed some graduate-level education but have not received a graduate degree. Figures may not add to 100% due to rounding.

Source: 2014 U.S. Religious Landscape Study, conducted June 4-Sept. 30, 2014.

PEW RESEARCH CENTER

---

## Religion and education among religious 'nones'

|                                                | All religious 'nones' | NET High school or less | Less than high school | High school graduate | Some college | NET College graduate + | College degree | Postgrad degree |
|------------------------------------------------|-----------------------|-------------------------|-----------------------|----------------------|--------------|------------------------|----------------|-----------------|
| <i>Attend religious services...</i>            | %                     | %                       | %                     | %                    | %            | %                      | %              | %               |
| Once a week or more                            | 4                     | <b>6</b>                | 10                    | 5                    | 4            | <b>2</b>               | 3              | 1               |
| Monthly/yearly                                 | 24                    | <b>26</b>               | 28                    | 26                   | 23           | <b>21</b>              | 22             | 21              |
| Seldom/never                                   | 72                    | <b>67</b>               | 62                    | 69                   | 73           | <b>76</b>              | 75             | 78              |
| Don't know/refused                             | <u>&lt;1</u>          | <u>&lt;1</u>            | <u>&lt;1</u>          | <u>&lt;1</u>         | <u>&lt;1</u> | <u>&lt;1</u>           | <u>&lt;1</u>   | <u>&lt;1</u>    |
|                                                | 100                   | <b>100</b>              | 100                   | 100                  | 100          | <b>100</b>             | 100            | 100             |
| <i>How often do you pray?</i>                  |                       |                         |                       |                      |              |                        |                |                 |
| At least once a day                            | 20                    | <b>25</b>               | 36                    | 22                   | 20           | <b>12</b>              | 12             | 12              |
| Weekly/monthly                                 | 17                    | <b>21</b>               | 25                    | 20                   | 18           | <b>13</b>              | 14             | 12              |
| Seldom/never                                   | 62                    | <b>54</b>               | 38                    | 58                   | 62           | <b>74</b>              | 73             | 75              |
| Don't know/refused                             | <u>1</u>              | <u>&lt;1</u>            | <u>1</u>              | <u>&lt;1</u>         | <u>&lt;1</u> | <u>1</u>               | <u>1</u>       | <u>1</u>        |
|                                                | 100                   | <b>100</b>              | 100                   | 100                  | 100          | <b>100</b>             | 100            | 100             |
| <i>How important is religion in your life?</i> |                       |                         |                       |                      |              |                        |                |                 |
| Very                                           | 13                    | <b>20</b>               | 31                    | 17                   | 11           | <b>6</b>               | 7              | 3               |
| Somewhat                                       | 21                    | <b>27</b>               | 26                    | 27                   | 20           | <b>16</b>              | 16             | 15              |
| Not too/not at all                             | 65                    | <b>52</b>               | 41                    | 55                   | 67           | <b>78</b>              | 76             | 81              |
| Don't know/refused                             | <u>1</u>              | <u>1</u>                | <u>2</u>              | <u>1</u>             | <u>1</u>     | <u>1</u>               | <u>1</u>       | <u>&lt;1</u>    |
|                                                | 100                   | <b>100</b>              | 100                   | 100                  | 100          | <b>100</b>             | 100            | 100             |
| <i>Believe in God?</i>                         |                       |                         |                       |                      |              |                        |                |                 |
| Yes, absolutely certain                        | 27                    | <b>36</b>               | 43                    | 34                   | 26           | <b>15</b>              | 17             | 13              |
| Yes, less certain                              | 34                    | <b>35</b>               | 39                    | 34                   | 35           | <b>31</b>              | 31             | 32              |
| No                                             | 33                    | <b>25</b>               | 15                    | 27                   | 33           | <b>46</b>              | 44             | 48              |
| Other/don't know/refused                       | <u>6</u>              | <u>4</u>                | <u>3</u>              | <u>4</u>             | <u>6</u>     | <u>8</u>               | <u>8</u>       | <u>8</u>        |
|                                                | 100                   | <b>100</b>              | 100                   | 100                  | 100          | <b>100</b>             | 100            | 100             |
| <i>Religious commitment index</i>              |                       |                         |                       |                      |              |                        |                |                 |
| High                                           | 11                    | <b>16</b>               | 26                    | 14                   | 11           | <b>5</b>               | 6              | 4               |
| Medium                                         | 28                    | <b>35</b>               | 40                    | 34                   | 27           | <b>20</b>              | 20             | 19              |
| Low                                            | <u>61</u>             | <u>49</u>               | <u>34</u>             | <u>53</u>            | <u>62</u>    | <u>75</u>              | <u>74</u>      | <u>77</u>       |
|                                                | 100                   | <b>100</b>              | 100                   | 100                  | 100          | <b>100</b>             | 100            | 100             |
| Sample size                                    | 7,556                 | 2,129                   | 410                   | 1,719                | 1,950        | 3,453                  | 2,071          | 1,382           |

Note: The "college degree" column includes those who have completed a bachelor's degree as well as those who have completed some graduate-level education but have not received a graduate degree. Figures may not add to 100% due to rounding.

Source: 2014 U.S. Religious Landscape Study, conducted June 4-Sept. 30, 2014.

PEW RESEARCH CENTER

---

**Religion and education among Jews**

|                                                | <b>All Jews by religion</b> | <b>High school or less</b> | <b>Some college</b> | <b>NET College graduate +</b> | <b>College degree</b> | <b>Postgrad degree</b> |
|------------------------------------------------|-----------------------------|----------------------------|---------------------|-------------------------------|-----------------------|------------------------|
| <i>Attend religious services...</i>            | %                           | %                          | %                   | %                             | %                     | %                      |
| Once a week or more                            | 14                          | 23                         | 13                  | <b>12</b>                     | 13                    | 11                     |
| Monthly/yearly                                 | 55                          | 46                         | 58                  | <b>56</b>                     | 53                    | 59                     |
| Seldom/never                                   | 31                          | 30                         | 29                  | <b>32</b>                     | 34                    | 29                     |
| Don't know/refused                             | <u>&lt;1</u>                | <u>1</u>                   | <u>&lt;1</u>        | <u>&lt;1</u>                  | <u>&lt;1</u>          | <u>0</u>               |
|                                                | 100                         | 100                        | 100                 | <b>100</b>                    | 100                   | 100                    |
| <i>How important is religion in your life?</i> |                             |                            |                     |                               |                       |                        |
| Very                                           | 31                          | 50                         | 32                  | <b>25</b>                     | 27                    | 24                     |
| Somewhat                                       | 35                          | 29                         | 37                  | <b>37</b>                     | 38                    | 35                     |
| Not too/not at all                             | 33                          | 20                         | 30                  | <b>38</b>                     | 35                    | 40                     |
| Don't know/refused                             | <u>1</u>                    | <u>1</u>                   | <u>1</u>            | <u>&lt;1</u>                  | <u>&lt;1</u>          | <u>&lt;1</u>           |
|                                                | 100                         | 100                        | 100                 | <b>100</b>                    | 100                   | 100                    |
| <i>Believe in God?</i>                         |                             |                            |                     |                               |                       |                        |
| Yes, absolutely certain                        | 39                          | 58                         | 52                  | <b>28</b>                     | 32                    | 24                     |
| Yes, less certain                              | 41                          | 32                         | 35                  | <b>46</b>                     | 44                    | 47                     |
| No                                             | 16                          | 9                          | 10                  | <b>21</b>                     | 18                    | 23                     |
| Other/don't know/refused                       | <u>4</u>                    | <u>1</u>                   | <u>3</u>            | <u>5</u>                      | <u>5</u>              | <u>5</u>               |
|                                                | 100                         | 100                        | 100                 | <b>100</b>                    | 100                   | 100                    |
| Sample size                                    | 2,786                       | 382                        | 446                 | <b>1,945</b>                  | 1,141                 | 804                    |

Note: Based on Jews by religion. The "college degree" column includes those who have completed a bachelor's degree as well as those who have completed some graduate-level education but have not received a graduate degree. Figures may not add to 100% due to rounding.  
Source: Survey conducted Feb. 20-June 13, 2013.

**PEW RESEARCH CENTER**

---

## Religion and education among Muslims

|                                                | All Muslims  | High school<br>or less | Some<br>college | NET College<br>graduate + | College<br>degree | Postgrad<br>education |
|------------------------------------------------|--------------|------------------------|-----------------|---------------------------|-------------------|-----------------------|
|                                                | %            | %                      | %               | %                         | %                 | %                     |
| <i>Attend religious services...</i>            |              |                        |                 |                           |                   |                       |
| Once a week or more                            | 47           | 50                     | 36              | <b>49</b>                 | 52                | 45                    |
| Monthly/yearly                                 | 34           | 32                     | 39              | <b>34</b>                 | 31                | 40                    |
| Seldom/never                                   | 18           | 17                     | 23              | <b>16</b>                 | 17                | 15                    |
| Don't know/refused                             | <u>&lt;1</u> | <u>&lt;1</u>           | <u>2</u>        | <u>&lt;1</u>              | <u>&lt;1</u>      | <u>&lt;1</u>          |
|                                                | 100          | 100                    | 100             | <b>100</b>                | 100               | 100                   |
| <i>How often do you pray?</i>                  |              |                        |                 |                           |                   |                       |
| Pray all/some of five <i>salah</i> daily       | 65           | 67                     | 62              | <b>66</b>                 | 70                | 60                    |
| Occasionally make <i>salah</i>                 | 18           | 17                     | 19              | <b>18</b>                 | 19                | 17                    |
| Less often/never                               | 15           | 15                     | 17              | <b>14</b>                 | 10                | 20                    |
| Don't know/refused                             | <u>1</u>     | <u>1</u>               | <u>2</u>        | <u>1</u>                  | <u>&lt;1</u>      | <u>3</u>              |
|                                                | 100          | 100                    | 100             | <b>100</b>                | 100               | 100                   |
| <i>How important is religion in your life?</i> |              |                        |                 |                           |                   |                       |
| Very                                           | 69           | 71                     | 71              | <b>64</b>                 | 66                | 61                    |
| Somewhat                                       | 22           | 19                     | 25              | <b>24</b>                 | 23                | 25                    |
| Not too/not at all                             | 8            | 8                      | 3               | <b>11</b>                 | 10                | 13                    |
| Don't know/refused                             | <u>1</u>     | <u>2</u>               | <u>0</u>        | <u>1</u>                  | <u>1</u>          | <u>2</u>              |
|                                                | 100          | 100                    | 100             | <b>100</b>                | 100               | 100                   |
| <i>Believe in God?</i>                         |              |                        |                 |                           |                   |                       |
| Yes                                            | 96           | 95                     | 99              | <b>95</b>                 | 98                | 91                    |
| No                                             | 4            | 5                      | <1              | <b>3</b>                  | 1                 | 6                     |
| Don't know/refused                             | <u>1</u>     | <u>&lt;1</u>           | <u>1</u>        | <u>2</u>                  | <u>2</u>          | <u>3</u>              |
|                                                | 100          | 100                    | 100             | <b>100</b>                | 100               | 100                   |
| Sample size                                    | 1,033        | 301                    | 205             | 522                       | 285               | 237                   |

Note: Figures may not add to 100% due to rounding.

Source: Survey conducted April 14-July 22, 2011.

PEW RESEARCH CENTER