

FOR RELEASE JULY 1, 2014

Concerns about Islamic Extremism on the Rise in Middle East

*Negative Opinions of al Qaeda,
 Hamas and Hezbollah Widespread*

**FOR FURTHER INFORMATION
ON THIS REPORT:**

Richard Wike, Director, Global Attitudes Research

Jacob Poushter, Research Associate

Russ Oates, Communications Manager

202.419.4372

www.pewresearch.org

About the Report

This report explores attitudes about extremism in countries with significant Muslim populations. It includes opinions of extremist groups such as al Qaeda, Hamas and Hezbollah, and Boko Haram in Nigeria and the Taliban in Pakistan. It also examines Muslim views of suicide bombing. It is based on 14,244 face-to-face interviews conducted in 14 countries with significant Muslim populations from April 10 to May 25, 2014. For more details, see survey methods and topline results.

The report is a collaborative effort based on the input and analysis of the following individuals:

Jacob Poushter, *Research Associate*

Richard Wike, *Director, Global Attitudes Research*

James Bell, *Director, International Survey Research*

Danielle Cuddington, *Research Assistant*

Kat Devlin, *Research Assistant*

Steve Schwarzer, *Visiting Research Methodologist*

Bruce Stokes, *Director, Global Economic Attitudes*

Jill Carle, *Research Associate*

Claudia Deane, *Director, Research Practice*

Bruce Drake, *Senior Editor*

Katie Simmons, *Senior Researcher*

About Pew Research Center

Pew Research Center is a nonpartisan fact tank that informs the public about the issues, attitudes and trends shaping America and the world. It does not take policy positions. It conducts public opinion polling, demographic research, media content analysis and other empirical social science research. The center studies U.S. politics and policy views; media and journalism; internet and technology; religion and public life; Hispanic trends; global attitudes and U.S. social and demographic trends. All of the center's reports are available at www.pewresearch.org. Pew Research Center is a subsidiary of The Pew Charitable Trusts.

Alan Murray, *President*

Michael Dimock, *Vice President, Research*

Elizabeth Mueller Gross, *Vice President*

Paul Taylor, *Executive Vice President, Special Projects*

Andrew Kohut, *Founding Director*

© Pew Research Center 2014

Concerns about Islamic Extremism on the Rise in Middle East

Negative Opinions of al Qaeda, Hamas and Hezbollah Widespread

As well-publicized bouts of violence, from civil war to suicide bombings, plague the Middle East, Africa and South Asia, concern about Islamic extremism is high among countries with substantial Muslim populations, according to a new survey by the Pew Research Center. And in the Middle East, concern is growing. Lebanese, Tunisians, Egyptians, Jordanians and Turks are all more worried about the extremist threat than they were a year ago.

Meanwhile, publics hold very negative opinions of well-known extremist groups, such as al Qaeda, Hamas and Hezbollah.

In Nigeria, the vast majority of respondents, both Muslims and Christians alike, have an unfavorable view of Boko Haram, the terrorist group that recently kidnapped hundreds of girls in the restive north of the country. And a majority of Pakistanis have an unfavorable view of the Taliban.

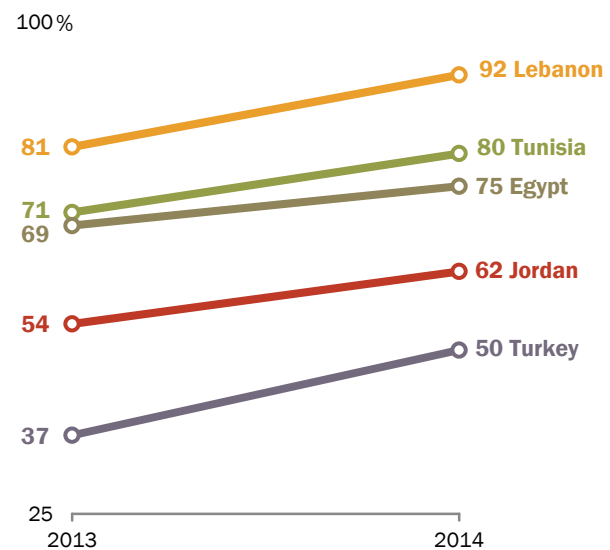
Few Muslims in most of the countries surveyed say that suicide bombing can often or sometimes be justified against civilian targets in order to defend Islam from its enemies. And support for the tactic has fallen in many countries over the last decade. Still, in some countries a substantial minority say that suicide bombing can be justified.

These are the main findings of a new Pew Research Center survey conducted among 14,244 respondents in 14 countries with significant Muslim populations from April 10 to May 25, 2014. The survey was conducted prior to the recent takeover of Mosul and other areas of Iraq by the Islamic State in Iraq and Syria (ISIS).¹

¹ As of June 29, 2014, ISIS announced the [establishment of a caliphate](#), and that it would be known simply as “the Islamic State” going forward.

Increasing Concerns about Extremism in Middle East

Very/Somewhat concerned about Islamic extremism in our country



Source: Spring 2014 Global Attitudes survey. Q39.

PEW RESEARCH CENTER

Middle East Concerns about Islamic Extremism Grow

Majorities in most of the nations polled are concerned about extremism. And in most Middle Eastern countries, concern about extremism has increased in the past year.

In Lebanon, which shares a long border with conflict-ridden Syria, 92% of the public is worried about Islamic extremism, up 11 points from the already high figure of 81% in 2013. Lebanese Christians (95%), Shia Muslims (95%) and Sunni Muslims (86%) all share high levels of concern.

Eight-in-ten in Tunisia express anxiety about extremism in their country, up from 71% in 2013 and 65% in 2012. Three-quarters in Egypt are also concerned, slightly increased from the 69% measured in 2013.

In the Palestinian territories, 65% worry about extremism, with much greater concern in the Gaza Strip (79%) than in the West Bank (57%).

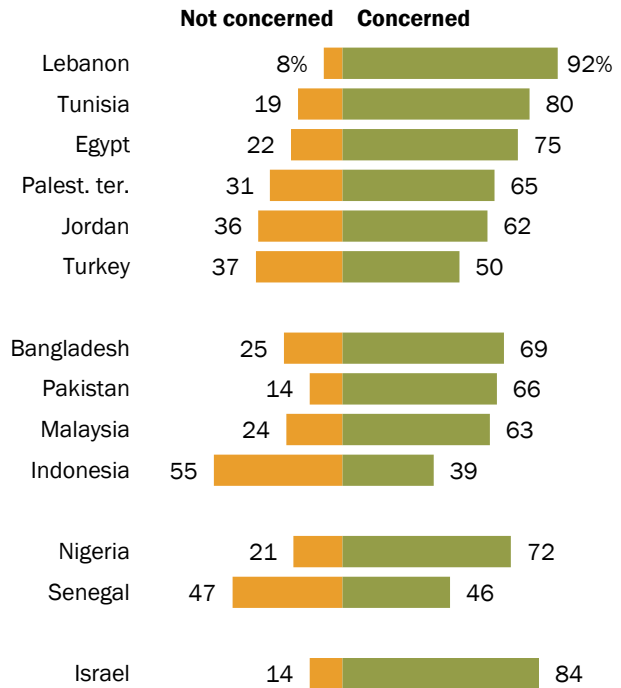
Concerns have increased significantly over the last two years in Jordan and Turkey, both of which share a border with Syria. Roughly six-in-ten Jordanians (62%) are concerned about extremism in their country, up 13 percentage points since 2012. Just half of Turks hold this view, but this is up 18 percentage points from two years ago.

More than eight-in-ten Israelis (84%) express worries about Islamic extremism, although this view is more common among Israeli Jews (87%) than among Israeli Arabs (66%).

In Asia, strong majorities in Bangladesh (69%), Pakistan (66%) and Malaysia (63%) are concerned about Islamic extremism. However, in Indonesia, only about four-in-ten (39%) share this view, down from 48% in 2013.

High Levels of Concern about Islamic Extremism in Most Countries

Are you ___ about Islamic extremism in our country?



Source: Spring 2014 Global Attitudes survey. Q39.

PEW RESEARCH CENTER

In Nigeria, 72% of the public is concerned about Islamic extremism, similar to the seven-in-ten who said this in last year's survey, before the most recent spate of terrorist attacks and kidnappings in its northern provinces. Both Nigerian Muslims (76%) and Nigerian Christians (69%) express high levels of concern.

Only 46% Senegalese are worried about extremism, down from the three-quarters registered in 2013 when unrest in neighboring Mali led to fears about extremists crossing the border. (In fact, 91% of Senegalese [approved of France's intervention](#) against anti-government rebels in Mali, the highest support for the military action among the African and Middle Eastern nations surveyed).

Negative Views of al Qaeda Common

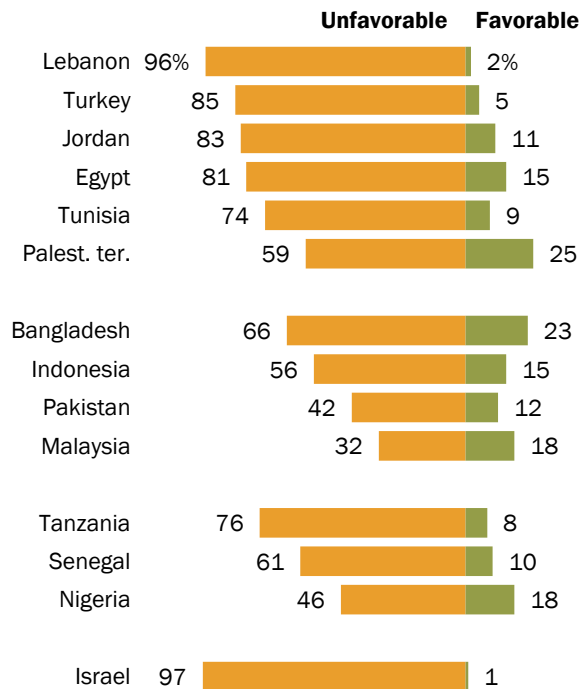
Al Qaeda gets negative marks in all 14 countries surveyed. Strong majorities in most countries have unfavorable opinions of the group, founded by Osama bin Laden more than a quarter century ago. In no nation do more than a quarter say they have a favorable view of the international terrorist organization. Anti-al Qaeda sentiment is strongest in Israel and Lebanon. This opinion is shared by Christians and Muslims alike in Lebanon – and by Arabs and Jews in Israel. Meanwhile, eight-in-ten or more in Turkey, Jordan and Egypt have an unfavorable opinion of the group responsible for the 9/11 attacks, as well as many other terrorist campaigns in the Middle East and elsewhere.

Roughly three-quarters in Tunisia (74%) and six-in-ten in the Palestinian territories (59%) also have a negative view of al Qaeda. While a quarter of Palestinians have a *favorable* view of al Qaeda, support is down nine percentage points since 2013.

In Asia, 66% in Bangladesh and 56% in Indonesia have negative opinions of al Qaeda. Roughly four-in-ten in Pakistan and 32% in Malaysia also see the group unfavorably, but many in these countries offer no opinion.

Negative Opinions of al Qaeda Prevail

Do you have a ___ opinion of al Qaeda?



Source: Spring 2014 Global Attitudes survey. Q15p & Q46b.

PEW RESEARCH CENTER

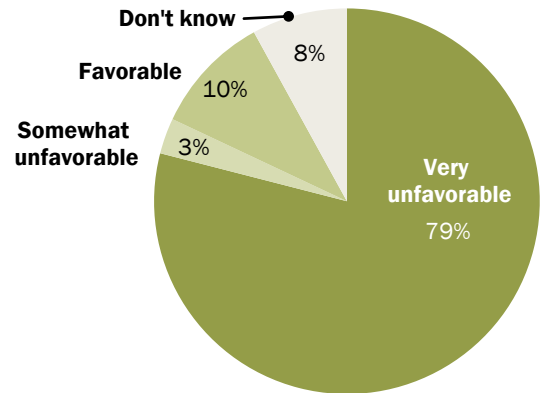
In Tanzania, site of one of the first terrorist attacks by al Qaeda, the 1998 bombing of the U.S. embassy in Dar es Salaam, 76% have an unfavorable opinion of the extremist organization. Al Qaeda also receives little support in Senegal and Nigeria, although many offer no opinion.

Boko Haram Reviled in Nigeria

An overwhelming majority in Nigeria have an unfavorable opinion of Boko Haram, the terrorist group that has been wreaking havoc in the northern regions of the country, including a high profile kidnapping of hundreds of female schoolchildren during the early stages of fieldwork for this survey. Overall, 82% of Nigerians have an unfavorable view of Boko Haram (which loosely translates as “Western education is sin”), including 79% of whom have a *very* unfavorable view. Negative opinions are shared by Muslims (80%) and Christians (83%) alike. Only 10% of Nigerians have a favorable view of the group. Support is little changed from 2013.

Nigerian Views of Boko Haram

Do you have a ___ opinion of Boko Haram?



Source: Spring 2014 Global Attitudes survey. Q15q.

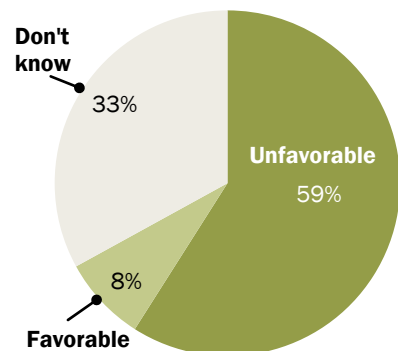
PEW RESEARCH CENTER

Pakistanis Have No Love for Taliban

The Taliban, which has a base of operations on the border between Pakistan and Afghanistan, is seen unfavorably by 59% of the population in Pakistan. Only 8% have a favorable view of this extremist organization, with a third of Pakistanis not offering an opinion. Views of the Taliban have not changed substantially in recent years. Opinions toward specific branches of the Taliban, such as Tehrik-i-Taliban and the Afghan Taliban, are also negative. In a [spring 2013 survey](#), both those groups received low ratings (56% unfavorable and 47% unfavorable, respectively).

Pakistanis See Taliban in Unfavorable Light

Do you have a ___ opinion of the Taliban?



Source: Spring 2014 Global Attitudes survey. Q46d.

PEW RESEARCH CENTER

Hezbollah Disliked in Middle East

Hezbollah, the militant organization headquartered in Lebanon with strong ties to the Shia-led Iranian government, is seen unfavorably in every Middle Eastern country surveyed. Opinions of the extremist group, which is labelled a terrorist organization by both the U.S. and European Union, are on balance negative in Asia and Africa as well, although many in those regions do not offer an opinion.

In Lebanon, 59% have an unfavorable view of the paramilitary organization. This includes 88% of Lebanese Sunni Muslims and 69% of Lebanese Christians. However, 86% of Lebanese Shia Muslims have a *favorable* view of the Shia-dominated group.

More than half in the Palestinian territories (55%) and Tunisia (53%) hold negative views of Hezbollah. In the Palestinian territories, negative opinions are more pervasive in the Hamas-dominated Gaza Strip (69%) compared to the West Bank (46%).

Meanwhile, eight-in-ten or more in Turkey (85%), Egypt (83%) and Jordan (81%) hold unfavorable views of Hezbollah.

In Israel, which conducted a brief war with Hezbollah in Lebanon in 2006, 95% of the public sees the militant group negatively. One-hundred percent of Israeli Jews say this, while around two-thirds of Israeli Arabs (65%) agree.

A majority in Bangladesh (56%) see Hezbollah unfavorably, as do 43% in Indonesia. In Malaysia and Pakistan, most do not offer an opinion. In the African nations polled, few have positive opinions of Hezbollah, but around four-in-ten or more do not offer a response.

Views of Hezbollah

Do you have a ___ opinion of Hezbollah?

	Favorable %	Unfavorable %	Don't know %
Turkey	5	85	10
Egypt	15	83	3
Jordan	18	81	2
Lebanon	41	59	1
<i>Sunni</i>	9	88	2
<i>Christian</i>	31	69	0
<i>Shia</i>	86	13	1
Palest. ter.	32	55	13
<i>Gaza</i>	26	69	5
<i>West Bank</i>	35	46	18
Tunisia	26	53	21
Bangladesh	28	56	16
Indonesia	21	43	36
Malaysia	26	22	52
Pakistan	8	12	81
Senegal	12	49	39
Tanzania	14	44	42
Nigeria	16	34	49
Israel	4	95	2
<i>Jews</i>	0	100	0
<i>Arabs</i>	25	65	10

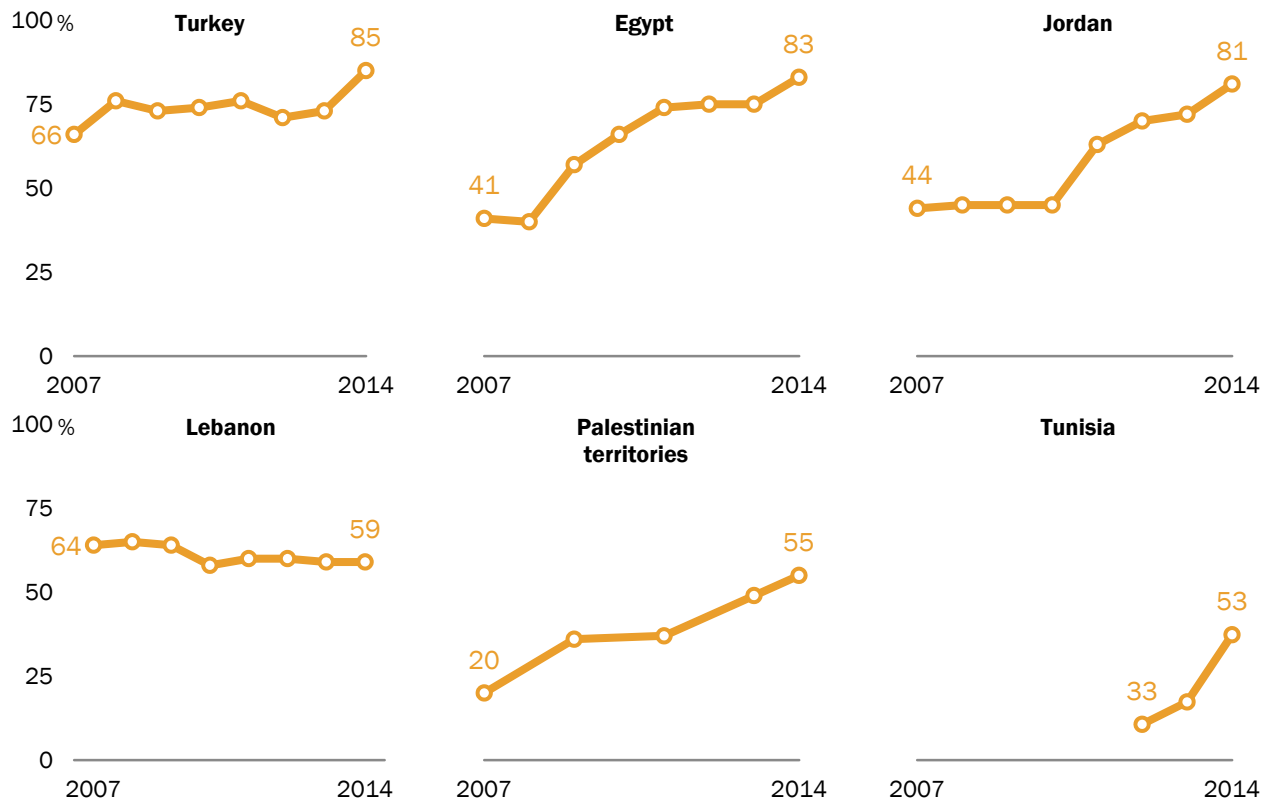
Source: Spring 2014 Global Attitudes survey. Q15o.

PEW RESEARCH CENTER

In all the Middle Eastern countries surveyed but one (Lebanon), negative opinions of Hezbollah have been rising in recent years. For instance, in 2007, only 41% of Egyptians had an unfavorable view of Hezbollah, but that is now 83%. Similarly, in Jordan 44% had a negative impression in 2007, but seven years later 81% do. Only in Lebanon have opinions held steady since 2007.

Unfavorable Views of Hezbollah on the Rise in Middle East; Steady in Lebanon

Unfavorable opinions of Hezbollah from 2007 to 2014



Source: Spring 2014 Global Attitudes survey. Q15o.

PEW RESEARCH CENTER

Hamas Viewed Negatively, Even in Palestinian Territories

Overall, most people surveyed have an unfavorable impression of Hamas, a militant Palestinian organization that is in control of the Gaza Strip and designated a terrorist organization by the U.S. This includes people who live under its rule.

More than half in the Palestinian territories (53%) have an unfavorable view of Hamas, with only about a third (35%) expressing positive views. Negative views are higher in the Hamas-led Gaza Strip (63%), up from 54% in 2013. In the Fatah-led West Bank, 47% have an unfavorable opinion of Hamas.

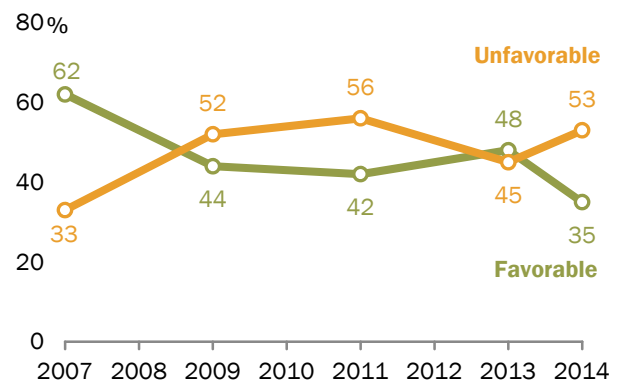
Opinions of Hamas have been deteriorating in the Palestinian territories since it took control of the Gaza Strip in 2007. Then, 62% of Palestinians had a favorable view of the extremist group, while a third had negative views. Now, only about a third have positive opinions and more than half view Hamas negatively.

Elsewhere in the region, views of Hamas are negative. This includes 65% in Lebanon. Lebanese Christians (79%) and Sunni Muslims (65%) have greater enmity towards Hamas, which is a largely Sunni organization, than do Lebanese Shia Muslims (44%), who on balance have a favorable view.

Roughly six-in-ten in Jordan and Egypt also view Hamas with disfavor. In Egypt, unfavorable views are up eight points in the last year. Furthermore, roughly four-in-ten

Palestinian Opinion of Hamas Declines

Do you have a ___ opinion of Hamas?



Source: Spring 2014 Global Attitudes survey. Q15n.

PEW RESEARCH CENTER

Views of Hamas

Do you have a ___ opinion of Hamas?

	Favorable %	Unfavorable %	Don't know %
Turkey	8	80	12
Lebanon	32	65	2
Christian	18	79	3
Sunni	30	65	4
Shia	55	44	1
Jordan	39	61	1
Egypt	38	61	1
Palest. ter.	35	53	12
West Bank	35	47	18
Gaza	35	63	3
Tunisia	37	42	21
Bangladesh	29	56	15
Indonesia	21	44	36
Malaysia	28	22	50
Pakistan	8	12	79
Senegal	14	48	38
Tanzania	17	42	41
Nigeria	19	32	49
Israel	4	95	1
Jews	0	100	0
Arabs	24	68	8

Source: Spring 2014 Global Attitudes survey. Q15n.

PEW RESEARCH CENTER

Tunisians (42%) have a negative opinion of Hamas, up 12 percentage points from 2013.

Eight-in-ten Turks have a negative opinion of Hamas, up from 71% in 2013. More than nine-in-ten Israelis (95%) see Hamas unfavorably, including all Israeli Jews and 68% of Israeli Arabs.²

In Asia, 56% of Bangladeshis and 44% of Indonesians have an unfavorable opinion of Hamas, while most in Malaysia and Pakistan do not offer opinions. In Africa, views of Hamas are negative, although many do not offer an opinion.

Suicide Bombing

When Muslims are asked whether suicide bombing or other forms of violence against civilian targets can be justified in order to defend Islam from its enemies, few in the countries surveyed say that this form of violence is often or sometimes justified, and support has generally diminished in the last decade. Still, significant minorities of Muslims in a few countries do hold the view that it can be justified.

In the Middle East, support for suicide bombing is highest in the Palestinian territories, where 46% of Muslims say that it is often or sometimes justified in order to defend Islam. Support is particularly high among Muslims in Gaza

Muslim Views on Suicide Bombing

Suicide bombings can be ___ justified against civilian targets in order to defend Islam from its enemies?

	Often	Sometimes	Rarely	Never	Don't know	NET Often/Some
<i>Muslims in...</i>	%	%	%	%	%	%
Palest. ter.	28	18	13	32	10	46
<i>Gaza</i>	39	23	13	21	4	62
<i>West Bank</i>	22	14	13	38	13	36
Lebanon	7	22	25	45	0	29
<i>Shia</i>	10	27	28	35	0	37
<i>Sunni</i>	4	17	22	56	1	21
Egypt	10	14	35	38	3	24
Turkey	6	12	11	58	13	18
Jordan	4	11	29	55	2	15
Tunisia	4	1	3	90	2	5
Bangladesh	14	33	14	33	6	47
Malaysia	7	11	15	60	8	18
Indonesia	1	8	13	76	3	9
Pakistan	1	2	4	83	11	3
Tanzania	5	21	19	50	4	26
Nigeria	9	10	7	61	14	19
Senegal	6	9	16	56	13	15
Israel	5	11	30	48	6	16

Notes: Asked of Muslims only.

Question wording: "Some people think that suicide bombing and other forms of violence against civilian targets are justified in order to defend Islam from its enemies. Other people believe that, no matter what the reason, this kind of violence is never justified. Do you personally feel that this kind of violence is often justified to defend Islam, sometimes justified, rarely justified, or never justified?"

Source: Spring 2014 Global Attitudes survey. Q100.

PEW RESEARCH CENTER

² The survey was conducted before the formation of a unity government between Fatah and Hamas in early June and before the [abduction and subsequent death](#) of three Israeli teenagers in the West Bank.

(62%) versus those in the West Bank (36%).

In Lebanon, 29% of Muslims say targeting civilians is justified. This includes 37% of Shia Muslims but only 21% among Sunni Muslims. Meanwhile, a quarter or less of Muslims in Egypt (24%), Turkey (18%), Israel (16%) and Jordan (15%) say suicide bombing is often or sometimes justified. Among Tunisian Muslims, only 5% say this.

Nearly half of Bangladeshi Muslims (47%) believe suicide bombing can be justified. This is much higher than the 18% of Muslims in Malaysia who say the same. In Indonesia and Pakistan, countries which have been rocked by suicide bombings in the past decade, one-in-ten Muslims or less say that targeting civilians is often or sometimes justified (9% and 3%, respectively).

More than a decade after the 9/11 attacks and after hundreds of high profile attacks on civilians, the percentage of Muslims who say suicide bombing is often or sometimes justified has fallen in many of the countries surveyed. For instance, in 2002, 74% of Lebanese Muslims said suicide bombing was often or sometimes justified. But in the wake of well-publicized attacks, such as the 2005 assassination of Prime Minister Hariri, support has fallen to just 29% today.

Levels of Support for Suicide Bombing over Time

Suicide bombings can be often/sometimes justified against civilian targets in order to defend Islam from its enemies

	2002	2004	2005	2006	2007	2008	2009	2010	2011	2013	2014
Muslims in...	%	%	%	%	%	%	%	%	%	%	%
Palest. ter.	--	--	--	--	70	--	68	--	68	62	46
Lebanon	74	--	39	--	34	32	38	39	35	33	29
Egypt	--	--	--	28	8	13	15	20	28	25	24
Turkey	13	15	14	17	16	3	4	6	7	16	18
Jordan	43	--	57	29	23	25	12	20	13	12	15
Tunisia	--	--	--	--	--	--	--	--	--	12	5
Bangladesh	--	--	--	--	--	--	--	--	--	--	47
Malaysia	--	--	--	--	26	--	--	--	--	27	18
Indonesia	--	--	15	10	10	11	13	15	10	6	9
Pakistan	33	41	25	14	9	5	5	8	5	3	3
Tanzania	18	--	--	--	11	12	--	--	--	--	26
Nigeria	--	--	--	--	--	--	--	34	--	8	19
Senegal	--	--	--	--	--	--	--	--	--	18	15
Israel	--	--	--	--	--	--	7	--	20	7	16

Note: Asked of Muslims only.

Question wording: "Some people think that suicide bombing and other forms of violence against civilian targets are justified in order to defend Islam from its enemies. Other people believe that, no matter what the reason, this kind of violence is never justified. Do you personally feel that this kind of violence is often justified to defend Islam, sometimes justified, rarely justified, or never justified?"

Source: Spring 2014 Global Attitudes survey. Q100.

In Jordan, which experienced a devastating sequence of terrorist attacks on three hotels in Amman in 2005, support for the tactic among Muslims has fallen from 57% before those attacks to 15% today. A similar trend is found in Pakistan, where suicide bombing was falling out of favor with Muslims even before the attack on former Benazir Bhutto which ended her life in 2007. A decade ago, 41% of Pakistani Muslims said attacks on civilians were justified, but that has fallen to just 3% today.

As recent as last year, 62% of Palestinian Muslims said that suicide bombing was at least sometimes justified, but that support has fallen 16 percentage points since 2013. This tracks with increased negative opinions toward extremist groups among Palestinians in the last year.

However, in Nigeria, where suicide bombings have been on the increase in recent years, support for the tactic has actually risen, from 8% in 2013 to 19% today. Still, the vast majority of Nigerian Muslims reject suicide bombing (61% say it is never justified).

Methods in Detail

About the 2014 Spring Pew Global Attitudes Survey

Results for the survey are based on face-to-face interviews conducted under the direction of Princeton Survey Research Associates International. Survey results are based on national samples. For further details on sample designs, see below.

The descriptions below show the margin of sampling error based on all interviews conducted in that country. For results based on the full sample in a given country, one can say with 95% confidence that the error attributable to sampling and other random effects is plus or minus the margin of error. In addition to sampling error, one should bear in mind that question wording and practical difficulties in conducting surveys can introduce error or bias into the findings of opinion polls.

Country: **Bangladesh**
 Sample design: Multi-stage cluster sample stratified by administrative division and urbanity
 Mode: Face-to-face adults 18 plus
 Languages: Bengali
 Fieldwork dates: April 14 – May 11, 2014
 Sample size: 1,000
 Margin of Error: ± 3.8 percentage points
 Representative: Adult population

Country: **Egypt**
 Sample design: Multi-stage cluster sample stratified by governorate and urbanity
 Mode: Face-to-face adults 18 plus
 Languages: Arabic
 Fieldwork dates: April 10 – April 29, 2014
 Sample size: 1,000
 Margin of Error: ± 4.3 percentage points
 Representative: Adult population (excluding frontier governorates, or about 2% of the population)

Country: **Indonesia**
Sample design: Multi-stage cluster sample stratified by province and urbanity
Mode: Face-to-face adults 18 plus
Languages: Bahasa Indonesian
Fieldwork dates: April 17 – May 23, 2014
Sample size: 1,000
Margin of Error: ±4.0 percentage points
Representative: Adult population (excluding Papua and remote areas or provinces with small populations, or 12% of the population)

Country: **Israel**
Sample design: Multi-stage cluster sample stratified by district, urbanity, and socioeconomic status, with an oversample of Arabs
Mode: Face-to-face adults 18 plus
Languages: Hebrew, Arabic
Fieldwork dates: April 24 – May 11, 2014
Sample size: 1,000 (597 Jews, 388 Arabs, 15 others)
Margin of Error: ±4.3 percentage points
Representative: Adult population (The data were weighted to reflect the actual distribution of Jews, Arabs and others in Israel.)

Country: **Jordan**
Sample design: Multi-stage cluster sample stratified by governorate and urbanity
Mode: Face-to-face adults 18 plus
Languages: Arabic
Fieldwork dates: April 11 – April 29, 2014
Sample size: 1,000
Margin of Error: ±4.5 percentage points
Representative: Adult population

Country: **Lebanon**
 Sample design: Multi-stage cluster sample stratified by region and urbanity
 Mode: Face-to-face adults 18 plus
 Languages: Arabic
 Fieldwork dates: April 11 – May 2, 2014
 Sample size: 1,000
 Margin of Error: ± 4.1 percentage points
 Representative: Adult population (excluding a small area in Beirut controlled by a militia group and a few villages in the south of Lebanon, which border Israel and are inaccessible to outsiders, or about 2% of the population)

Country: **Malaysia**
 Sample design: Multi-stage cluster sample stratified by state and urbanity
 Mode: Face-to-face adults 18 plus
 Languages: Bahasa Malaysia, Mandarin Chinese, English
 Fieldwork dates: April 10 – May 23, 2014
 Sample size: 1,010
 Margin of Error: ± 3.8 percentage points
 Representative: Adult population (excluding difficult to access areas in Sabah and Sarawak, or about 7% of the population)

Country: **Nigeria**
 Sample design: Multi-stage cluster sample stratified by region and urbanity
 Mode: Face-to-face adults 18 plus
 Languages: English, Hausa, Yoruba, Igbo
 Fieldwork dates: April 11 – May 25, 2014
 Sample size: 1,014
 Margin of Error: ± 4.3 percentage points
 Representative: Adult population (excluding Adamawa, Borno, Cross River, Jigawa, Yobe, and some areas in Taraba, or roughly 12% of the population)

Country: **Pakistan**
Sample design: Multi-stage cluster sample stratified by province and urbanity
Mode: Face-to-face adults 18 plus
Languages: Urdu, Pashto, Punjabi, Saraiki, Sindhi
Fieldwork dates: April 15 – May 7, 2014
Sample size: 1,203
Margin of Error: ±4.2 percentage points
Representative: Adult population (excluding the Federally Administered Tribal Areas, Gilgit-Baltistan, Azad Jammu and Kashmir for security reasons, areas of instability in Khyber Pakhtunkhwa [formerly the North-West Frontier Province] and Baluchistan, military restricted areas and villages with less than 100 inhabitants – together, roughly 18% of the population). Disproportionately urban. The data were weighted to reflect the actual urbanity distribution in Pakistan.

Country: **Palestinian territories**
Sample design: Multi-stage cluster sample stratified by region and urban/rural/refugee camp population
Mode: Face-to-face adults 18 plus
Languages: Arabic
Fieldwork dates: April 15 – April 22, 2014
Sample size: 1,000
Margin of Error: ±4.4 percentage points
Representative: Adult population (excluding Bedouins who regularly change residence and some communities near Israeli settlements where military restrictions make access difficult, or roughly 5% of the population)

Country: **Senegal**
Sample design: Multi-stage cluster sample stratified by region and urbanity
Mode: Face-to-face adults 18 plus
Languages: Wolof, French
Fieldwork dates: April 17 – May 2, 2014
Sample size: 1,000
Margin of Error: ±3.7 percentage points
Representative: Adult population

Country: **Tanzania**
Sample design: Multi-stage cluster sample stratified by region and urbanity
Mode: Face-to-face adults 18 plus
Languages: Kiswahili
Fieldwork dates: April 18 – May 7, 2014
Sample size: 1,016
Margin of Error: ± 4.0 percentage points
Representative: Adult population (excluding Zanzibar, or about 3% of the population)

Country: **Tunisia**
Sample design: Multi-stage cluster sample stratified by governorate and urbanity
Mode: Face-to-face adults 18 plus
Languages: Tunisian Arabic
Fieldwork dates: April 19 – May 9, 2014
Sample size: 1,000
Margin of Error: ± 4.0 percentage points
Representative: Adult population

Country: **Turkey**
Sample design: Multi-stage cluster sample stratified by region, urbanity and settlement size
Mode: Face-to-face adults 18 plus
Languages: Turkish
Fieldwork dates: April 11 – May 16, 2014
Sample size: 1,001
Margin of Error: ± 4.5 percentage points
Representative: Adult population

Topline Results

Pew Research Center
Spring 2014 survey
July 1, 2014 Release

Methodological notes:

- Survey results are based on national samples. For further details on sample designs, see Survey Methods section.
- Due to rounding, percentages may not total 100%. The topline “total” columns show 100%, because they are based on unrounded numbers.
- Since 2007, the Global Attitudes Project has used an automated process to generate topline. As a result, numbers may differ slightly from those published prior to 2007.
- Spring, 2011 survey in Pakistan was fielded before the death of Osama bin Laden (April 10 – April 26), while the Late Spring, 2011 survey was conducted afterwards (May 8 – May 15).
- For some countries, trends for certain years are omitted due to differences in sample design or population coverage. Omitted trends often reflect less representative samples than more recent surveys in the same countries. Trends that are omitted include:
 - Bangladesh prior to 2014
 - Senegal prior to 2013
 - Nigeria prior to 2010
 - Indonesia prior to 2005
- Not all questions included in the Spring 2014 survey are presented in this topline. Omitted questions have either been previously released or will be released in future reports.

		Q15n Please tell me if you have a very favorable, somewhat favorable, somewhat unfavorable or very unfavorable opinion of: n. Hamas					
		Very favorable	Somewhat favorable	Somewhat unfavorable	Very unfavorable	DK/Refused	Total
Turkey	Spring, 2014	3	5	13	67	12	100
	Spring, 2013	1	4	17	54	24	100
	Spring, 2012	4	6	11	54	25	100
	Spring, 2011	2	8	13	57	21	100
	Spring, 2010	2	7	11	56	24	100
	Spring, 2009	1	4	9	60	26	100
	Spring, 2008	2	4	7	58	29	100
	Spring, 2007	2	12	8	46	31	100
Egypt	Spring, 2014	10	28	31	30	1	100
	Spring, 2013	14	31	30	23	2	100
	Spring, 2012	11	28	34	22	5	100
	Spring, 2011	12	33	32	19	4	100
	Spring, 2010	19	28	31	19	3	100
	Spring, 2009	26	26	24	20	4	100
	Spring, 2008	18	24	30	20	7	100
	Spring, 2007	20	29	31	18	2	100
Jordan	Spring, 2014	12	27	34	27	1	100
	Spring, 2013	14	28	33	23	2	100
	Spring, 2012	15	29	30	23	3	100
	Spring, 2011	15	32	28	22	3	100
	Spring, 2010	24	36	21	14	6	100
	Spring, 2009	26	30	21	15	8	100
	Spring, 2008	22	33	21	16	8	100
	Spring, 2007	24	38	25	11	2	100
Lebanon	Spring, 2014	11	21	22	43	2	100
	Spring, 2013	12	20	19	47	2	100
	Spring, 2012	11	19	21	46	2	100
	Spring, 2011	14	20	19	45	2	100
	Spring, 2010	11	23	16	47	3	100
	Spring, 2009	15	15	19	49	2	100
	Spring, 2008	12	13	22	50	4	100
	Spring, 2007	6	19	26	41	8	100
Palest. ter.	Spring, 2014	10	25	21	32	12	100
	Spring, 2013	14	34	21	24	6	100
	Spring, 2011	11	31	36	20	2	100
	Spring, 2009	14	30	20	32	3	100
	Spring, 2007	27	35	12	21	4	100
Tunisia	Spring, 2014	16	21	14	28	21	100
	Spring, 2013	15	30	11	19	24	100
	Spring, 2012	22	28	16	15	20	100
Israel	Spring, 2014	1	3	18	77	1	100
	Spring, 2013	1	3	13	79	3	100
	Spring, 2011	1	4	18	76	2	100
	Spring, 2009	1	3	18	76	3	100
Bangladesh	Spring, 2014	7	22	28	28	15	100
Indonesia	Spring, 2014	2	19	31	13	36	100
	Spring, 2013	4	19	31	14	32	100
	Spring, 2011	4	29	26	8	33	100
	Spring, 2010	5	32	25	9	29	100
	Spring, 2009	4	27	21	7	40	100
	Spring, 2008	2	21	19	7	51	100
	Spring, 2007	4	38	16	3	38	100
Malaysia	Spring, 2014	2	26	17	5	50	100
	Spring, 2013	2	23	21	10	44	100
	Spring, 2007	2	32	18	7	41	100

PEW RESEARCH CENTER

		Q15n Please tell me if you have a very favorable, somewhat favorable, somewhat unfavorable or very unfavorable opinion of: n. Hamas					
		Very favorable	Somewhat favorable	Somewhat unfavorable	Very unfavorable	DK/Refused	Total
Pakistan	Spring, 2014	2	6	3	9	79	100
	Spring, 2013	5	7	6	9	72	100
	Spring, 2012	5	10	4	8	73	100
	Late Spring, 2011	3	8	5	9	75	100
	Spring, 2011	4	9	5	9	73	100
	Spring, 2010	6	12	5	8	70	100
	Spring, 2009	3	11	12	12	62	100
	Spring, 2008	7	11	7	9	66	100
Spring, 2007	21	22	6	8	43	100	
Nigeria	Spring, 2014	6	13	9	23	49	100
	Spring, 2013	3	16	11	21	49	100
	Spring, 2010	10	20	17	15	38	100
Senegal	Spring, 2014	3	11	18	30	38	100
	Spring, 2013	1	9	21	24	45	100
Tanzania	Spring, 2014	3	14	17	25	41	100
	Spring, 2008	6	10	10	19	54	100
	Spring, 2007	5	9	9	28	49	100

		Q15o Please tell me if you have a very favorable, somewhat favorable, somewhat unfavorable or very unfavorable opinion of: o. Hezbollah					
		Very favorable	Somewhat favorable	Somewhat unfavorable	Very unfavorable	DK/Refused	Total
Turkey	Spring, 2014	1	4	12	73	10	100
	Spring, 2013	1	5	14	59	21	100
	Spring, 2012	2	4	10	61	24	100
	Spring, 2011	1	4	12	64	18	100
	Spring, 2010	1	4	10	64	21	100
	Spring, 2009	1	2	8	65	24	100
	Spring, 2008	1	2	5	71	21	100
	Spring, 2007	2	7	8	58	25	100
Egypt	Spring, 2014	2	13	42	41	3	100
	Spring, 2013	2	17	39	36	7	100
	Spring, 2012	3	17	38	37	6	100
	Spring, 2011	3	21	40	34	3	100
	Spring, 2010	8	21	34	32	4	100
	Spring, 2009	20	23	27	30	1	100
	Spring, 2008	23	31	28	12	6	100
Spring, 2007	20	36	32	9	3	100	
Jordan	Spring, 2014	3	15	31	50	2	100
	Spring, 2013	5	20	36	36	2	100
	Spring, 2012	7	22	34	36	1	100
	Spring, 2011	7	29	37	26	2	100
	Spring, 2010	16	38	34	11	2	100
	Spring, 2009	22	29	28	17	5	100
	Spring, 2008	23	28	30	15	5	100
Spring, 2007	21	33	32	12	2	100	
Lebanon	Spring, 2014	33	8	6	53	1	100
	Spring, 2013	32	9	7	52	1	100
	Spring, 2012	29	11	8	52	0	100
	Spring, 2011	28	10	10	50	1	100
	Spring, 2010	31	9	7	51	2	100
	Spring, 2009	28	7	8	56	1	100
	Spring, 2008	24	9	8	57	2	100
Spring, 2007	25	10	9	55	1	100	
Palest. ter.	Spring, 2014	8	24	23	32	13	100
	Spring, 2013	10	33	24	25	7	100
	Spring, 2011	18	43	25	12	2	100
	Spring, 2009	23	38	12	24	3	100
	Spring, 2007	41	35	11	9	4	100

		Q15o Please tell me if you have a very favorable, somewhat favorable, somewhat unfavorable or very unfavorable opinion of: o. Hezbollah					
		Very favorable	Somewhat favorable	Somewhat unfavorable	Very unfavorable	DK/Refused	Total
Tunisia	Spring, 2014	10	16	16	37	21	100
	Spring, 2013	12	23	15	23	27	100
	Spring, 2012	20	26	16	17	21	100
Israel	Spring, 2014	1	3	7	88	2	100
	Spring, 2013	1	4	10	82	3	100
	Spring, 2011	1	4	13	78	3	100
	Spring, 2009	1	3	16	76	4	100
Bangladesh	Spring, 2014	7	21	23	33	16	100
Indonesia	Spring, 2014	2	19	30	13	36	100
	Spring, 2013	3	24	25	13	35	100
	Spring, 2011	5	32	23	9	31	100
	Spring, 2010	5	35	20	10	29	100
	Spring, 2009	4	23	21	9	43	100
	Spring, 2008	3	26	15	6	50	100
	Spring, 2007	5	38	16	4	37	100
Malaysia	Spring, 2014	2	24	16	6	52	100
	Spring, 2013	2	25	18	8	47	100
	Spring, 2007	4	33	15	7	41	100
Pakistan	Spring, 2014	2	6	3	9	81	100
	Spring, 2013	5	10	5	8	72	100
	Spring, 2012	5	10	3	8	74	100
	Late Spring, 2011	4	9	5	9	74	100
	Spring, 2011	4	10	5	10	72	100
	Spring, 2010	6	12	4	8	70	100
	Spring, 2009	4	13	11	12	60	100
	Spring, 2008	12	12	7	9	60	100
Nigeria	Spring, 2014	6	10	10	24	49	100
	Spring, 2013	3	14	12	19	52	100
	Spring, 2010	9	18	17	16	41	100
	Spring, 2007	25	21	6	7	42	100
Senegal	Spring, 2014	3	9	19	30	39	100
	Spring, 2013	2	8	17	27	47	100
Tanzania	Spring, 2014	3	11	17	27	42	100
	Spring, 2008	6	10	9	19	56	100
	Spring, 2007	5	7	10	27	50	100

		Q15p Please tell me if you have a very favorable, somewhat favorable, somewhat unfavorable or very unfavorable opinion of: p. al Qaeda					
		Very favorable	Somewhat favorable	Somewhat unfavorable	Very unfavorable	DK/Refused	Total
Turkey	Spring, 2014	2	3	12	73	10	100
	Spring, 2013	2	4	12	60	22	100
	Spring, 2012	2	4	9	63	22	100
	Spring, 2011	1	3	10	66	19	100
	Spring, 2010	1	3	10	65	21	100
Egypt	Spring, 2014	3	12	36	45	5	100
	Spring, 2013	3	15	37	35	10	100
	Spring, 2012	3	16	36	37	8	100
	Spring, 2011	2	19	32	41	5	100
	Spring, 2010	7	12	29	43	8	100
Jordan	Spring, 2014	3	8	35	48	6	100
	Spring, 2013	3	10	39	42	6	100
	Spring, 2012	3	11	38	39	8	100
	Spring, 2011	2	13	39	38	8	100
	Spring, 2010	11	23	35	26	4	100
Lebanon	Spring, 2014	1	1	4	92	1	100
	Spring, 2013	0	1	6	92	2	100
	Spring, 2012	1	1	5	93	0	100
	Spring, 2011	2	1	3	92	2	100
	Spring, 2010	0	2	3	92	3	100
Palest. ter.	Spring, 2014	7	18	22	37	16	100
	Spring, 2013	6	28	25	29	12	100
	Spring, 2011	6	22	48	20	4	100
Tunisia	Spring, 2014	4	5	8	66	17	100
	Spring, 2013	6	9	15	42	29	100
	Spring, 2012	7	9	15	48	21	100
Israel	Spring, 2014	0	1	5	92	1	100
Bangladesh	Spring, 2014	7	16	28	38	11	100
Indonesia	Spring, 2014	1	14	30	26	29	100
	Spring, 2013	4	18	27	27	23	100
	Spring, 2011	2	19	33	24	22	100
	Spring, 2010	2	20	31	24	22	100
Malaysia	Spring, 2014	1	17	20	12	50	100
	Spring, 2013	2	13	26	18	42	100
Nigeria	Spring, 2014	6	12	10	36	36	100
	Spring, 2013	2	8	15	42	33	100
	Spring, 2010	10	17	17	25	30	100
Senegal	Spring, 2014	3	7	14	47	29	100
	Spring, 2013	2	7	14	44	32	100
Tanzania	Spring, 2014	3	5	12	64	17	100

		Q15q Please tell me if you have a very favorable, somewhat favorable, somewhat unfavorable or very unfavorable opinion of: q. Boko Haram					
		Very favorable	Somewhat favorable	Somewhat unfavorable	Very unfavorable	DK/Refused	Total
Nigeria	Spring, 2014	5	5	3	79	8	100
	Spring, 2013	1	2	5	82	10	100

		Q39 How concerned, if at all, are you about Islamic extremism in our country these days? Are you very concerned, somewhat concerned, not too concerned or not at all concerned about Islamic extremism in our country these days?					
		Very concerned	Somewhat concerned	Not too concerned	Not at all concerned	DK/Refused	Total
Turkey	Spring, 2014	19	31	17	20	14	100
	Spring, 2013	11	26	29	21	12	100
	Spring, 2012	10	22	22	31	14	100
	Spring, 2011	26	26	14	23	12	100
	Spring, 2010	20	23	9	36	13	100
	Spring, 2009	19	28	11	28	14	100
	Spring, 2008	22	19	12	33	13	100
	Spring, 2006	18	28	18	21	15	100
Egypt	Spring, 2014	34	41	13	9	3	100
	Spring, 2013	34	35	16	10	5	100
	Spring, 2012	33	36	15	13	3	100
	Spring, 2011	32	33	19	15	1	100
	Spring, 2010	20	41	32	6	1	100
	Spring, 2009	30	32	26	11	0	100
	Spring, 2008	31	41	20	9	0	100
	Spring, 2006	29	39	19	11	2	100
Jordan	Spring, 2014	29	33	20	16	2	100
	Spring, 2013	26	28	27	18	2	100
	Spring, 2012	23	26	30	21	1	100
	Spring, 2011	25	23	25	26	1	100
	Spring, 2010	19	25	35	20	1	100
	Spring, 2009	20	24	26	30	1	100
	Spring, 2008	30	31	25	14	1	100
	Spring, 2006	33	36	22	8	1	100
Lebanon	Spring, 2014	67	25	5	3	0	100
	Spring, 2013	55	26	11	8	0	100
	Spring, 2012	53	28	11	8	0	100
	Spring, 2011	52	26	14	6	2	100
	Spring, 2010	50	30	12	8	0	100
	Spring, 2009	51	28	17	4	1	100
	Spring, 2008	45	33	17	4	0	100
Palest. ter.	Spring, 2014	31	34	16	15	4	100
	Spring, 2013	24	40	21	12	4	100
	Spring, 2011	33	46	15	6	1	100
	Spring, 2009	25	28	15	30	3	100
Tunisia	Spring, 2014	68	12	4	15	2	100
	Spring, 2013	60	11	7	20	2	100
	Spring, 2012	42	23	9	17	8	100
Israel	Spring, 2014	43	41	7	7	1	100
	Spring, 2011	35	42	11	9	2	100
Bangladesh	Spring, 2014	29	40	19	6	6	100
Indonesia	Spring, 2014	10	29	30	25	6	100
	Spring, 2013	19	29	29	19	5	100
	Spring, 2011	19	23	30	21	7	100
	Spring, 2010	22	37	25	12	4	100
	Spring, 2009	22	39	30	8	2	100
	Spring, 2008	26	34	26	10	5	100
	Spring, 2006	16	27	37	17	3	100
Malaysia	Spring, 2014	19	44	18	6	12	100
	Spring, 2013	23	39	16	6	16	100
Pakistan	Spring, 2014	39	27	8	6	19	100
	Spring, 2013	39	28	11	7	15	100
	Spring, 2012	34	24	15	15	12	100
	Late Spring, 2011	41	22	8	8	21	100
	Spring, 2011	39	24	7	9	20	100
	Spring, 2010	37	28	8	9	16	100
	Spring, 2009	52	27	5	5	11	100
	Spring, 2008	54	18	6	6	16	100
Spring, 2006	50	24	4	4	18	100	

		Q39 How concerned, if at all, are you about Islamic extremism in our country these days? Are you very concerned, somewhat concerned, not too concerned or not at all concerned about Islamic extremism in our country these days?					
		Very concerned	Somewhat concerned	Not too concerned	Not at all concerned	DK/Refused	Total
Nigeria	Spring, 2014	54	18	8	13	6	100
	Spring, 2013	50	20	11	10	9	100
	Spring, 2010	47	29	12	11	2	100
Senegal	Spring, 2014	26	20	19	28	7	100
	Spring, 2013	60	15	7	11	6	100

In 2010, 2009, and 2008, this question asked about the rise of Islamic extremism.

		Q46b And thinking about some political leaders and organizations in our country, please tell me if you have a very favorable, somewhat favorable, somewhat unfavorable, or very unfavorable opinion of: b. al Qaeda					
		Very favorable	Somewhat favorable	Somewhat unfavorable	Very unfavorable	DK/Refused	Total
Pakistan	Spring, 2014	2	10	14	28	46	100
	Spring, 2013	2	11	12	34	41	100
	Spring, 2012	1	12	16	39	31	100
	Late Spring, 2011	2	10	11	44	33	100
	Spring, 2011	2	8	14	42	34	100
	Spring, 2010	2	16	16	37	28	100
	Spring, 2009	1	8	20	41	30	100
	Spring, 2008	9	16	14	20	41	100

		Q46d And thinking about some political leaders and organizations in our country, please tell me if you have a very favorable, somewhat favorable, somewhat unfavorable, or very unfavorable opinion of: d. The Taliban					
		Very favorable	Somewhat favorable	Somewhat unfavorable	Very unfavorable	DK/Refused	Total
Pakistan	Spring, 2014	1	7	14	45	33	100
	Spring, 2013	2	9	13	51	23	100
	Spring, 2012	2	11	20	46	20	100
	Late Spring, 2011	2	10	14	49	24	100
	Spring, 2011	3	8	16	49	23	100
	Spring, 2010	2	13	20	45	19	100
	Spring, 2009	1	9	17	53	20	100
	Spring, 2008	12	15	14	19	40	100

PEW RESEARCH CENTER

		Q100 ASK MUSLIMS ONLY: Some people think that suicide bombing and other forms of violence against civilian targets are justified in order to defend Islam from its enemies. Other people believe that, no matter what the reason, this kind of violence is never justified. Do you personally feel that this kind of violence is often justified to defend Islam, sometimes justified, rarely justified, rarely justified, or never justified?						
		Often justified	Sometimes justified	Rarely justified	Never justified	DK/Refused	Total	N=
Turkey	Spring, 2014	6	12	11	58	13	100	967
	Spring, 2013	3	13	17	54	14	100	970
	Spring, 2011	2	5	14	60	19	100	979
	Spring, 2010	2	4	4	77	14	100	983
	Spring, 2009	1	3	5	74	17	100	988
	Spring, 2008	1	2	6	83	8	100	984
	Spring, 2007	3	13	9	56	19	100	943
	Spring, 2006	3	14	9	61	14	100	1001
	Spring, 2005	3	11	6	66	13	100	481
Spring, 2004	6	9	9	67	9	100	995	
Summer, 2002	4	9	7	65	14	100	990	
Egypt	Spring, 2014	10	14	35	38	3	100	918
	Spring, 2013	10	15	34	39	2	100	905
	Spring, 2011	12	16	34	38	1	100	940
	Spring, 2010	8	12	34	46	0	100	938
	Spring, 2009	5	10	23	52	10	100	937
	Spring, 2008	4	9	40	40	8	100	937
	Spring, 2007	2	6	43	40	9	100	942
	Spring, 2006	8	20	25	45	3	100	936
Jordan	Spring, 2014	4	11	29	55	2	100	971
	Spring, 2013	3	9	32	53	3	100	967
	Spring, 2011	4	9	31	55	2	100	971
	Spring, 2010	8	12	25	54	1	100	968
	Spring, 2009	4	8	26	56	6	100	963
	Spring, 2008	7	18	29	41	5	100	968
	Spring, 2007	6	17	27	42	8	100	965
	Spring, 2006	5	24	28	43	1	100	972
	Spring, 2005	24	33	31	11	1	100	478
Summer, 2002	15	28	22	26	9	100	957	
Lebanon	Spring, 2014	7	22	25	45	0	100	564
	Spring, 2013	9	24	25	41	2	100	554
	Spring, 2011	12	23	25	39	0	100	553
	Spring, 2010	15	24	20	40	1	100	560
	Spring, 2009	13	25	18	44	0	100	570
	Spring, 2008	8	24	18	49	1	100	619
	Spring, 2007	9	25	20	46	1	100	624
	Spring, 2005	26	13	19	33	10	100	291
Summer, 2002	48	26	9	12	6	100	588	
Palest. ter.	Spring, 2014	28	18	13	32	10	100	978
	Spring, 2013	37	25	12	16	10	100	798
	Spring, 2011	31	37	10	19	3	100	799
	Spring, 2009	36	32	14	17	2	100	1181
	Spring, 2007	41	29	11	6	12	100	796
Tunisia	Spring, 2014	4	1	3	90	2	100	998
	Spring, 2013	5	7	6	77	6	100	997
Israel	Spring, 2014	5	11	30	48	6	100	313
	Spring, 2013	2	5	22	68	3	100	299
	Spring, 2011	5	15	27	41	12	100	294
	Spring, 2009	3	4	25	55	12	100	414
Bangladesh	Spring, 2014	14	33	14	33	6	100	924
Indonesia	Spring, 2014	1	8	13	76	3	100	950
	Spring, 2013	1	5	12	81	2	100	931
	Spring, 2011	2	8	11	77	2	100	881
	Spring, 2010	4	11	13	69	2	100	898
	Spring, 2009	3	10	20	65	2	100	926
	Spring, 2008	3	8	13	74	3	100	919
	Spring, 2007	3	7	13	77	2	100	928
	Spring, 2006	2	8	18	71	1	100	909
Spring, 2005	2	13	18	66	1	100	485	
Malaysia	Spring, 2014	7	11	15	60	8	100	651
	Spring, 2013	5	22	12	58	3	100	522
	Spring, 2007	4	22	18	51	5	100	447

		Q100 ASK MUSLIMS ONLY: Some people think that suicide bombing and other forms of violence against civilian targets are justified in order to defend Islam from its enemies. Other people believe that, no matter what the reason, this kind of violence is never justified. Do you personally feel that this kind of violence is often justified to defend Islam, sometimes justified, rarely justified, or never justified?						
		Often justified	Sometimes justified	Rarely justified	Never justified	DK/Refused	Total	N=
Pakistan	Spring, 2014	1	2	4	83	11	100	1140
	Spring, 2013	1	2	4	89	4	100	1163
	Late Spring, 2011	3	2	3	85	6	100	1219
	Spring, 2011	2	2	1	89	5	100	1912
	Spring, 2010	4	4	5	80	7	100	1898
	Spring, 2009	3	2	3	87	5	100	1197
	Spring, 2008	1	4	10	81	4	100	1198
	Spring, 2007	4	5	9	72	10	100	1930
	Spring, 2006	7	7	8	69	8	100	1233
	Spring, 2005	12	13	18	46	11	100	476
Spring, 2004	27	14	8	35	16	100	1183	
Summer, 2002	19	14	5	38	24	100	1982	
Nigeria	Spring, 2014	9	10	7	61	14	100	381
	Spring, 2013	2	6	7	78	7	100	434
	Spring, 2010	10	24	17	44	5	100	443
Senegal	Spring, 2014	6	9	16	56	13	100	935
	Spring, 2013	11	7	14	50	18	100	748
Tanzania	Spring, 2014	5	21	19	50	4	100	363
	Spring, 2008	8	4	10	74	4	100	241
	Spring, 2007	4	7	9	71	9	100	257
	Summer, 2002	4	14	14	56	12	100	262